


# PHOTONICS

Technical applications of light  
**INFOGRAPHICS**



The field of photonics outlined in this book enables modern society and provides amazing opportunities for careers, which include options for technicians, engineers, scientists, and business people. **SPECTARIS** and **SPIE** hope this information will encourage the reader to pursue higher education and career opportunities working for the many thousands of companies and research organizations that we represent.

For more information about photonics and ideas about jobs in this field, please visit:

*[www.spectaris.de](http://www.spectaris.de) | [www.spie.org](http://www.spie.org)*

A very warm thank you to all the companies and institutes  
that made this publication possible:


---

**GOLD**



---

**SILVER**



---

**BRONZE**



# PHOTONICS

Technical applications of light  
**INFOGRAPHICS**

# CONTENTS

## BASICS

What is photonics? .....	01
Smallest points .....	02
Highest velocity .....	03
Shortest times .....	04
Highest power .....	05
Undisturbed superposition .....	06
Light spectrum .....	07
Hidden realm of photonics .....	08
Shorter wavelengths .....	09
Window glass vs optical fiber .....	10
Mirrors vs laser mirrors .....	11
Laser types .....	12
Laser vs the Sun .....	13

## PRODUCTION TECHNOLOGY

Image of smallest structures .....	14
Hair-pin laser welding .....	15
Laser cutting .....	16
Smartphones thanks to the laser .....	17
3D printing .....	18

## DATA TRANSFER

Optical fiber networks .....	19
Laser communication in space .....	20
QR-codes .....	21

## IMAGE CAPTURE & DISPLAY

Camera lenses .....	22
Glasses for VR & AR .....	23
Flat screens .....	24
LCD vs OLED .....	25

## MEDICAL TECHNOLOGY

Counting blood cells .....	26
Endoscopy .....	27
Seeing near and far .....	28
Seeing clearly again .....	29

## LIGHTING

White LED light .....	30
Brighter with LEDs .....	31
Lamp specifications .....	32
Laser shows .....	33

## TRANSPORTATION

Traffic enforcement .....	34
Light on and in the car .....	35
Car headlights .....	36
Airport lighting .....	37

## SUSTAINABLE ENERGY

Solar cells .....	38
Solar energy .....	39
Laser fusion .....	40

## ENVIRONMENT

Optical measurements in citizen projects .....	41
Forest fire surveillance .....	42
Optical sorting .....	43

## RESEARCH & ECONOMY

Photonics as an industry sector .....	44
Photonics around the globe .....	45
Nobel laureates .....	46
Photonic countries .....	47
Photonic schools .....	48
Quantum technologies .....	49

## ONE MORE THING...

Photonics enthusiast .....	50
----------------------------	----



BASICS



# WHAT IS PHOTONICS?

Photonics is the generation, transmission and utilization of light.

The smallest unit of light is the photon.

Photonics provides solutions to global challenges of our time.



generation



transmission

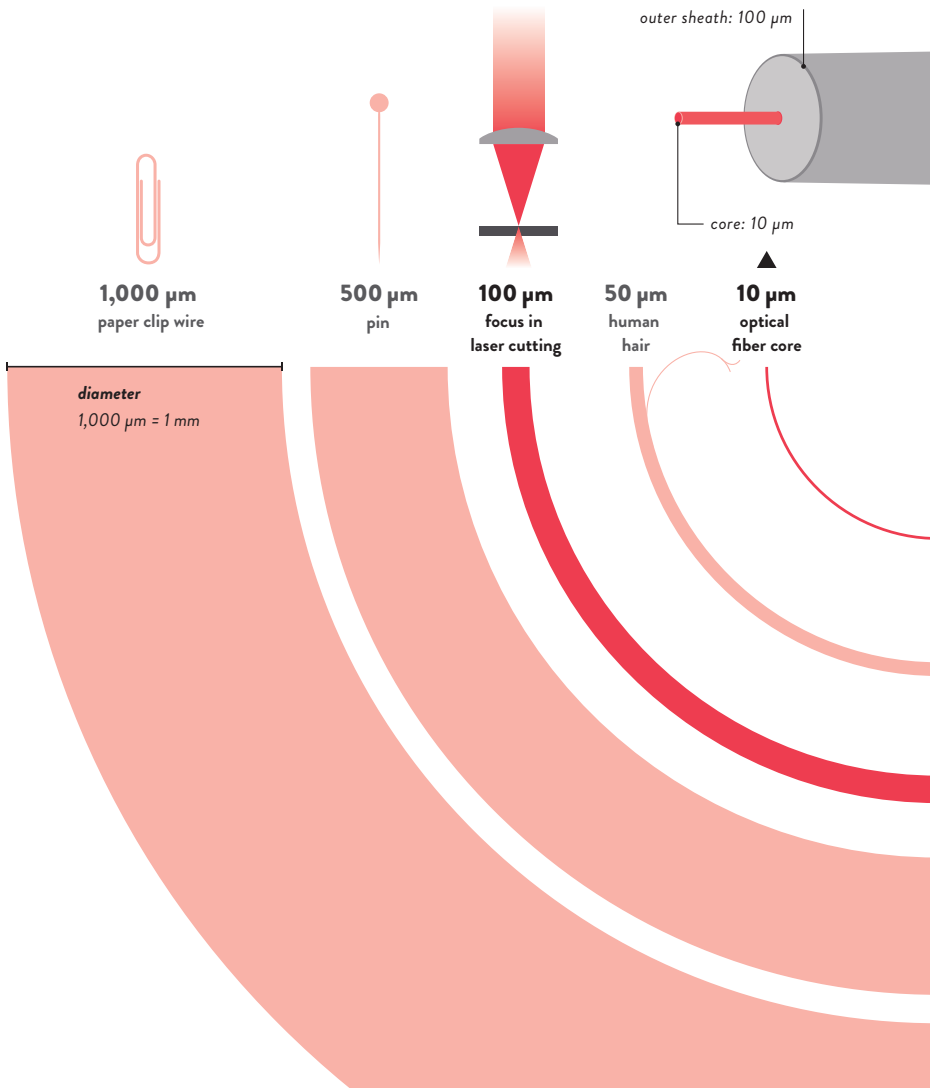


utilization

FUTURE POTENTIAL  
HEALTH  
COMMUNICATION  
INFORMATION  
MOBILITY  
ENERGY  
SECURITY  
CLIMATE  
SUSTAINABILITY

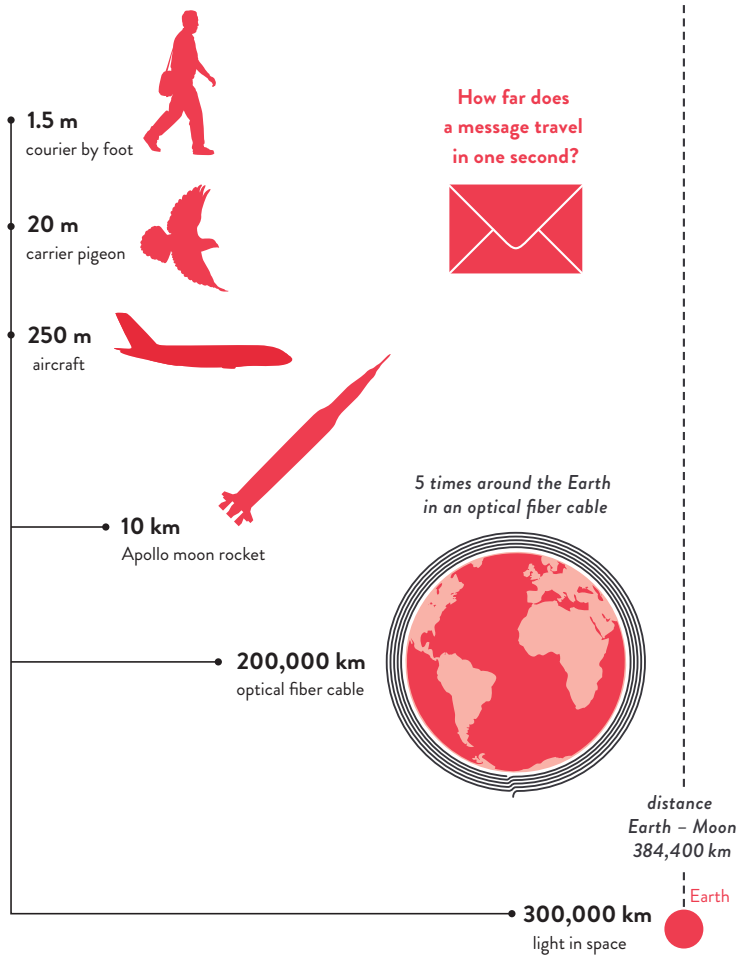
# SMALLEST POINTS

Light can be focused on extremely small diameters.



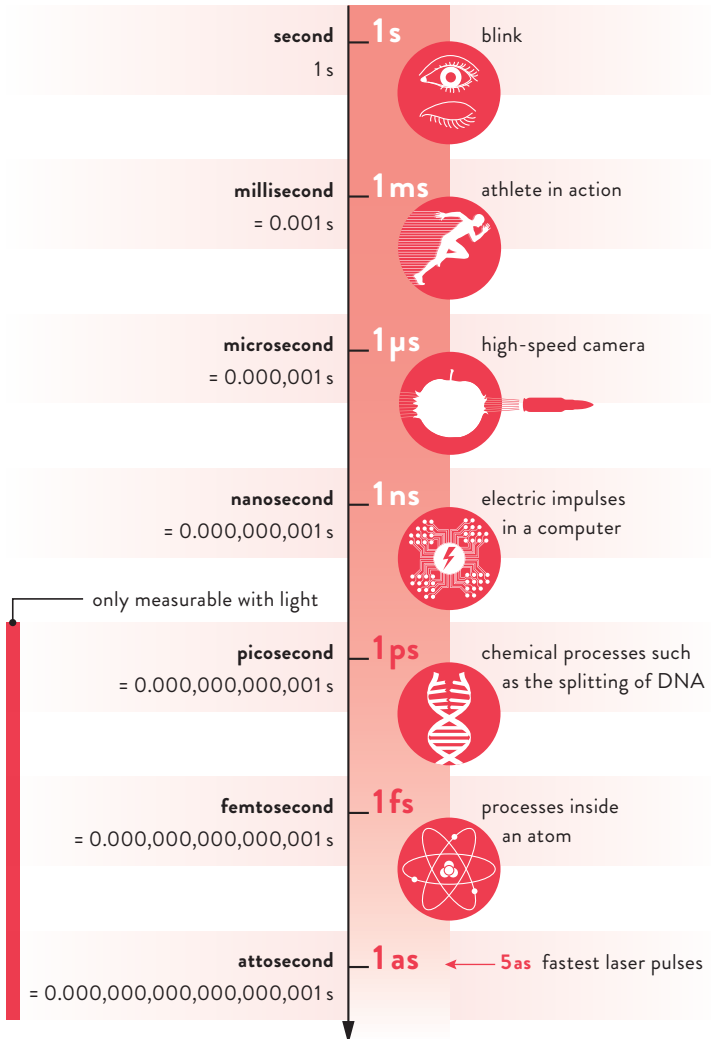
# HIGHEST VELOCITY

Nothing is faster than light.  
The speed of light is 299,792,458 m/s.



# SHORTEST TIMES

Light makes even the fastest events measurable.



# HIGHEST POWER

With the pulsed operation of lasers, a power orders of magnitude greater than anything we have known before can be achieved.

This is made possible through the concentration of laser power to very short femtosecond pulses.

## COMPARISON OF POWER

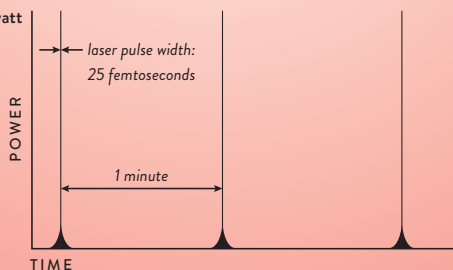


Worldwide power generated  
by electric power plants

3,3 terawatts = 3,300 gigawatts

around 3,000 times

10 petawatt



Peak powers are reached periodically  
for very short time intervals.

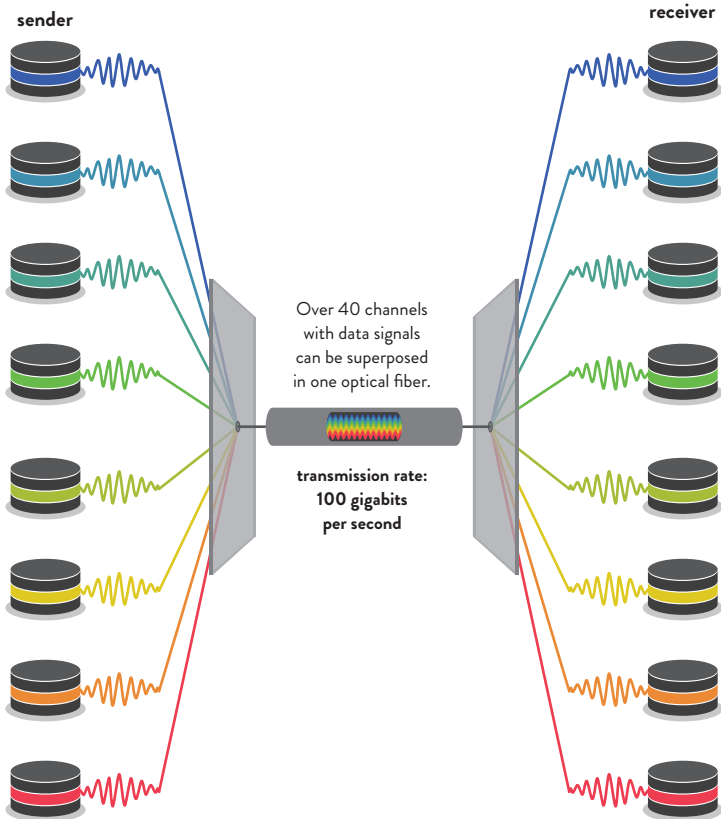
Generated Power at the ELI-NP Extreme  
Light Infrastructure – Nuclear Physics in Romania

**10 petawatt**

**= 10,000,000 gigawatts**

# UNDISTURBED SUPER- POSITION

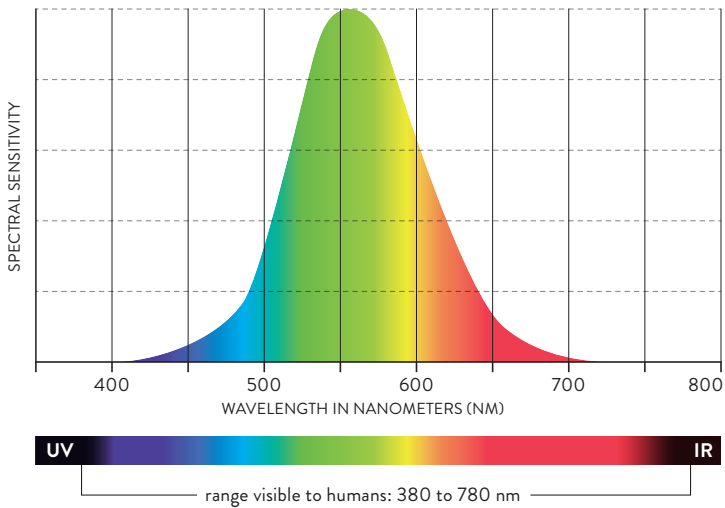
Dozens of data signals can be coupled into one single optical fiber and be separated again at the receiver's end. The signals can be very finely distinguished based on their wavelength (spectral color), polarization, and phase.



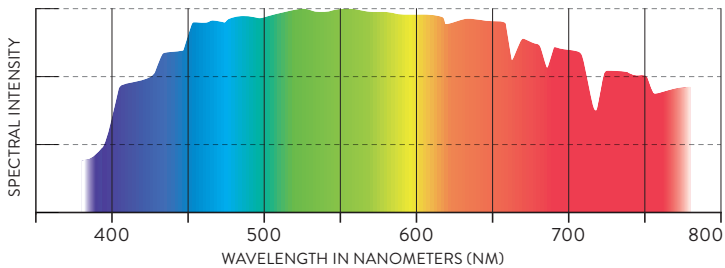
# LIGHT SPECTRUM

Light is the very small part of the electromagnetic spectrum visible to the human eye in the wavelength range of 380 to 780 nanometers.

## SPECTRAL SENSITIVITY OF THE EYE AT DAYTIME



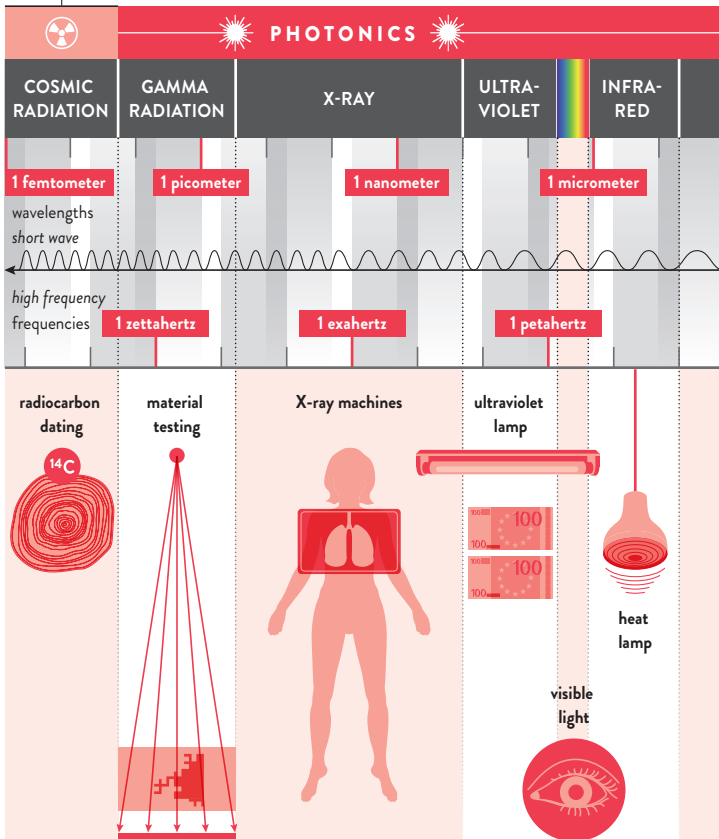
## SPECTRAL DISTRIBUTION OF SUNLIGHT ON EARTH

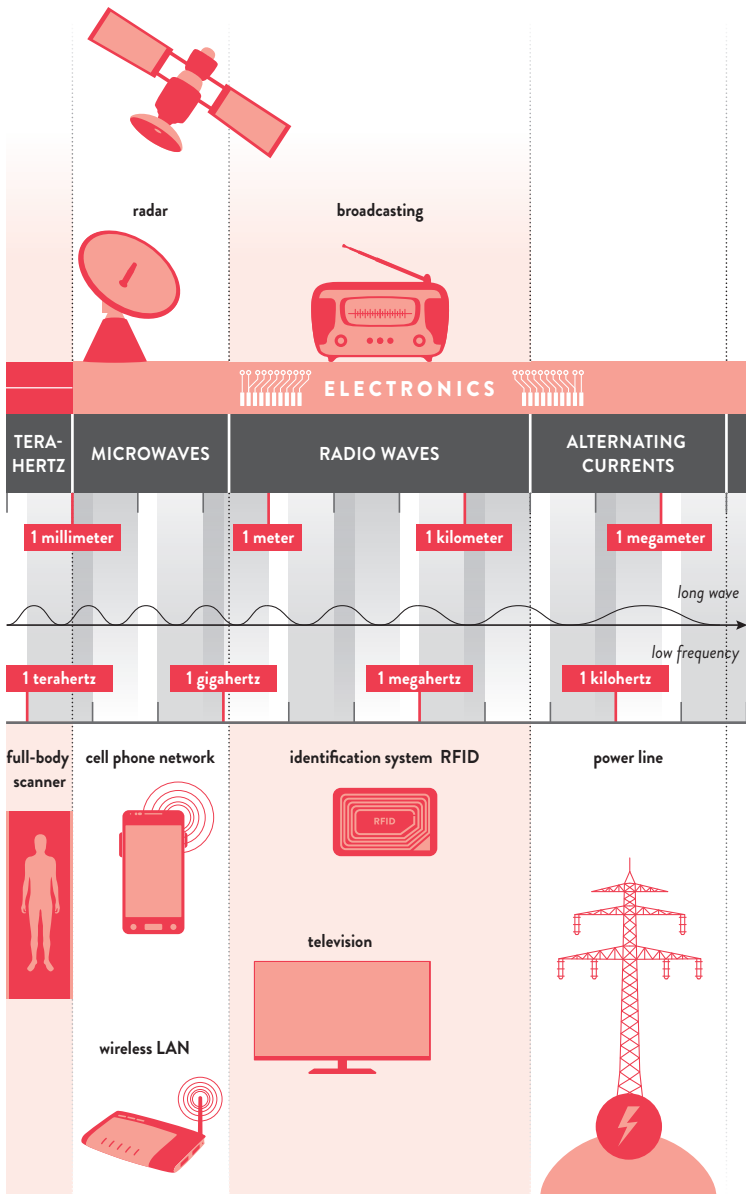


# HIDDEN REALM OF PHOTONICS

Photonic applications use a broad portion of the electromagnetic spectrum that is predominantly not visible to humans.

## NUCLEAR TECHNOLOGY

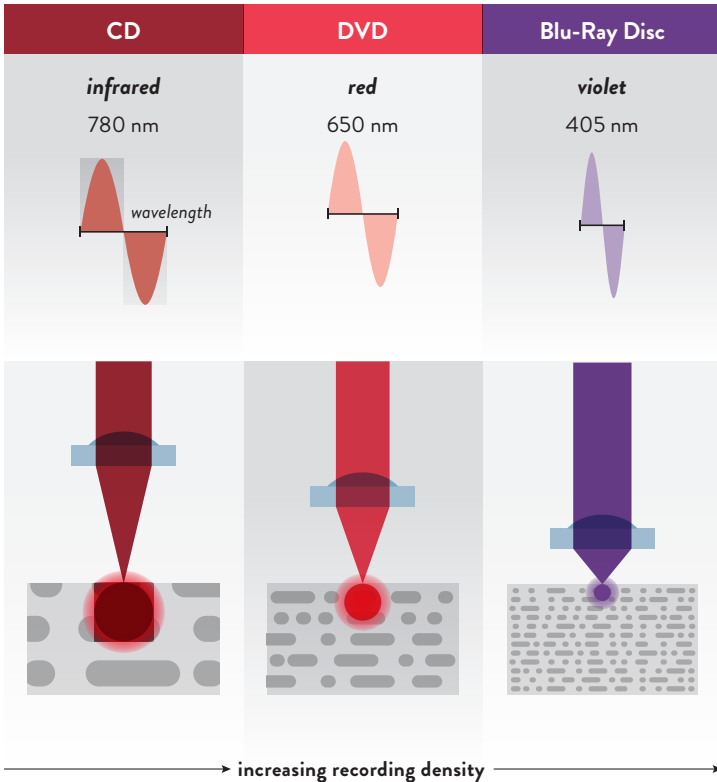




# SHORTER WAVELENGTHS

Wavelength has a great influence on the performance of optical systems. Shorter wavelengths can produce smaller focus diameters making greater recording densities possible on optical storage media.

## WAVELENGTHS USED TO READ OPTICAL DISCS




# WINDOW GLASS vs OPTICAL FIBER

Glass is the most important component of optical systems. However, common window glass and glass used in photonics applications are worlds apart.

## LIGHT TRANSMISSION OF GLASS


How thick can different glass types be so that 1% of the emitted light is still transmitted?

### WINDOW GLASS



glass thickness  
**80 cm**

**1%**  
of light




### OPTICAL GLASS



(example: camera lens)

**29 m**



### OPTICAL FIBER



**100 km** (only valid for infrared light)

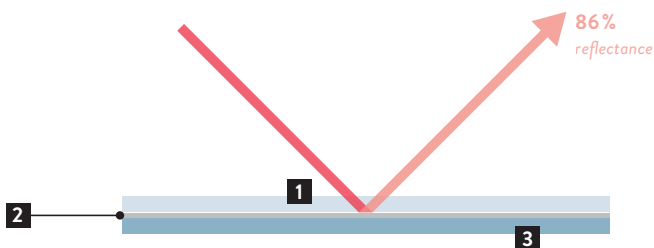


# MIRRORS vs LASER MIRRORS

Many optical components can be found in their basic forms in the home.

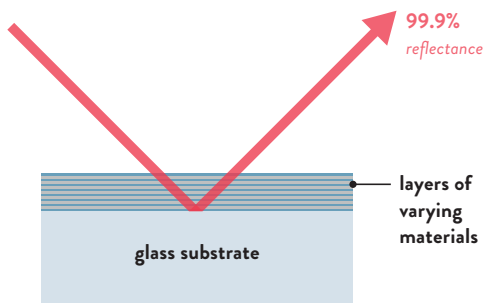
The components used in photonics, however, are characterized by the highest accuracy and technical finesse.

## HOUSEHOLD MIRROR CONSTRUCTION



- 1** glass plate
- 2** back silver coating
- 3** protective layer

## LASER MIRROR CONSTRUCTION



Usually, at least 20 to 50 layers of 100 to 200 nanometers thickness are applied on the front of a substrate. The result is an extremely high reflectance.



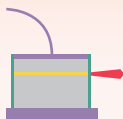
# LASER TYPES

Lasers are the central component of many photonics applications. The numerous laser types always consist of the same basic elements although their shape strongly varies.


## basic elements

- active medium = excited atoms or molecules
- energy supply = pump   ■ optical   ■ electrical
- resonator (end mirror or output coupler)
- laser beam

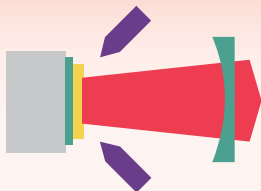
### DIODE LASER



### FIBER LASER



### DISK LASER



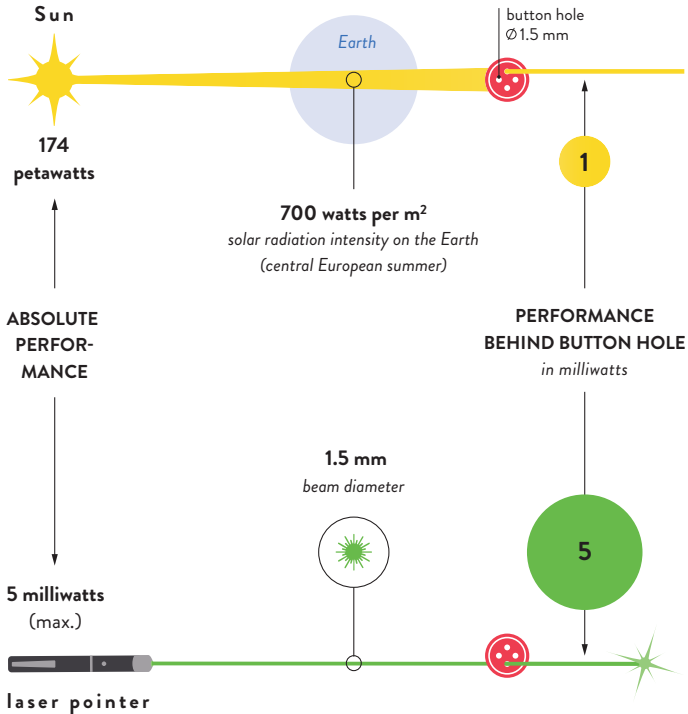
### GAS LASER



# LASERS vs THE SUN

While conventional light sources emit their energy in all directions, lasers bundle the emitted light very efficiently into almost parallel light beams of small diameters.

## PERFORMANCE COMPARISON







PRODUCTION  
TECHNOLOGY

# IMAGE OF SMALLEST STRUCTURES

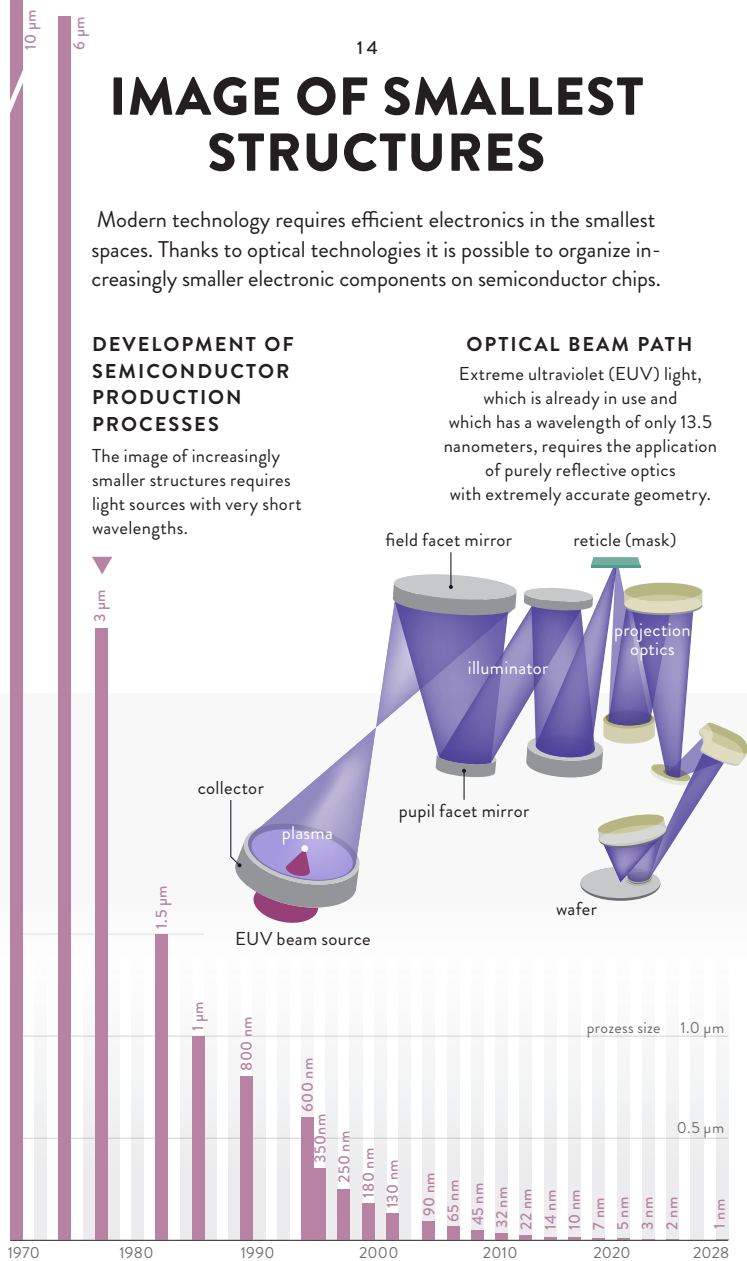
Modern technology requires efficient electronics in the smallest spaces. Thanks to optical technologies it is possible to organize increasingly smaller electronic components on semiconductor chips.

## DEVELOPMENT OF SEMICONDUCTOR PRODUCTION PROCESSES

The image of increasingly smaller structures requires light sources with very short wavelengths.

## OPTICAL BEAM PATH

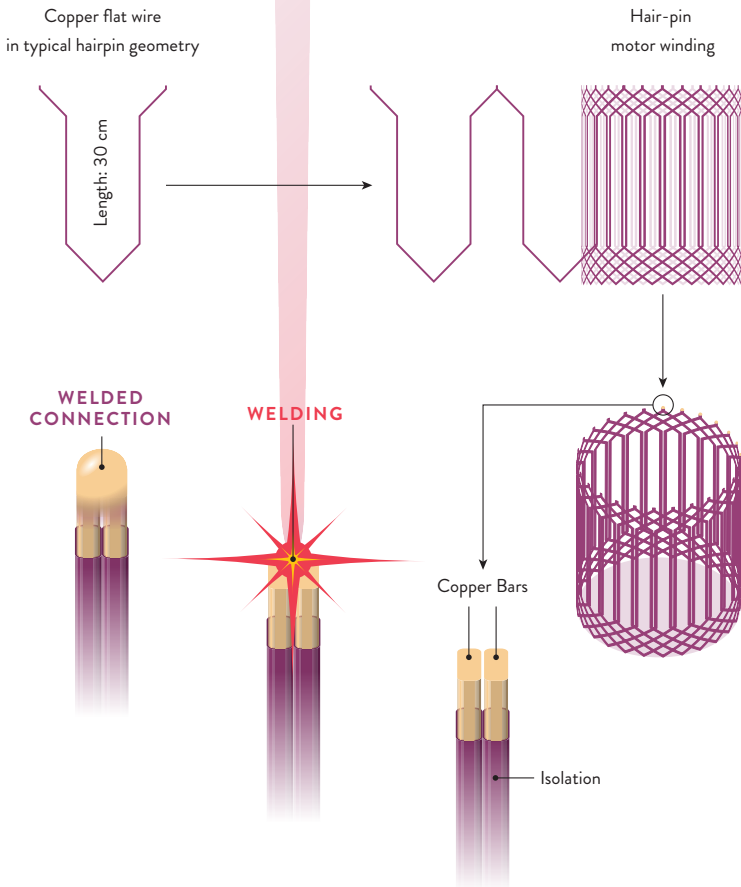
Extreme ultraviolet (EUV) light, which is already in use and which has a wavelength of only 13.5 nanometers, requires the application of purely reflective optics with extremely accurate geometry.



# HAIR-PIN LASER WELDING DRIVES ELECTROMOBILITY

In high-performance electric cars, the stationary part of the motor consists of many copper wires shaped like hairpins. Short-pulse laser technology has proven to be the perfect tool to connect the hairpins with high quality and reliability.

The stripping of the wire coating and the geometry inspection are also performed with lasers.

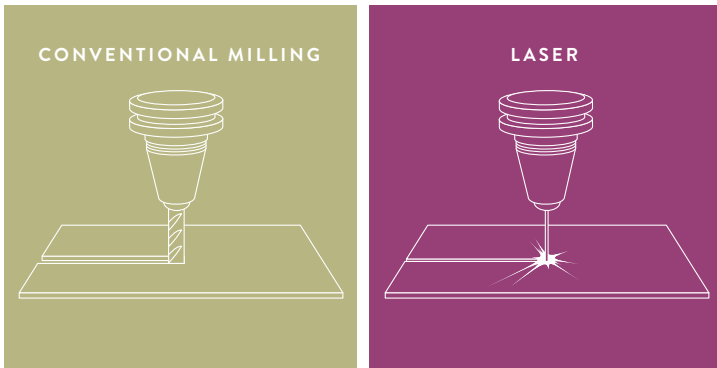


# LASER CUTTING


Laser cutting enables very quick processing of materials with a low loss of material, which makes this method extremely energy-efficient and sustainable.

## EFFICIENCY AND PERFORMANCE COMPARISON OF CONVENTIONAL MILLING AND LASER CUTTING

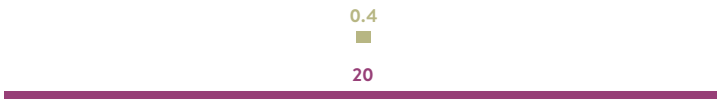
*cutting a 5-millimeter-thick steel plate for one meter*



**CUTTING WIDTH**  
(millimeters)



**TOOL PERFORMANCE**  
(kilowatts)




## DURATION PER METER

14 Minutes



12 Seconds



## ENERGY CONSUMPTION

(kilowatt hours)

0.10



0.07



## WASTE (grams)



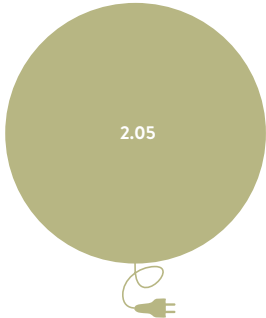
15



## TOTAL ENERGY CONSUMPTION

taking into account material savings  
(kilowatt hours)

2.05



0.14



# SMARTPHONES THANKS TO THE LASER

Hundreds of thousands of smartphones are manufactured daily. Quality and efficiency of production are of crucial importance to the manufacturers in this competitive market. Lasers are the key to success here.

## LASER TYPES

- fiber laser
- UV solid-state laser
- solid-state laser
- CO<sub>2</sub> laser
- ultrashort pulse laser
- UV excimer laser
- IR diode laser

## MACHINE PROCESS

- / edge
- area
- - - pattern
- . . . holes

### Touchscreen

- cutting of extremely thin, hard cover glass /
- cutting of touchscreen foil /
- structuring of conducting layers - - -

### Screen

- generation of polycrystalline layers □
- encapsulation of laminated glasses /

### Battery

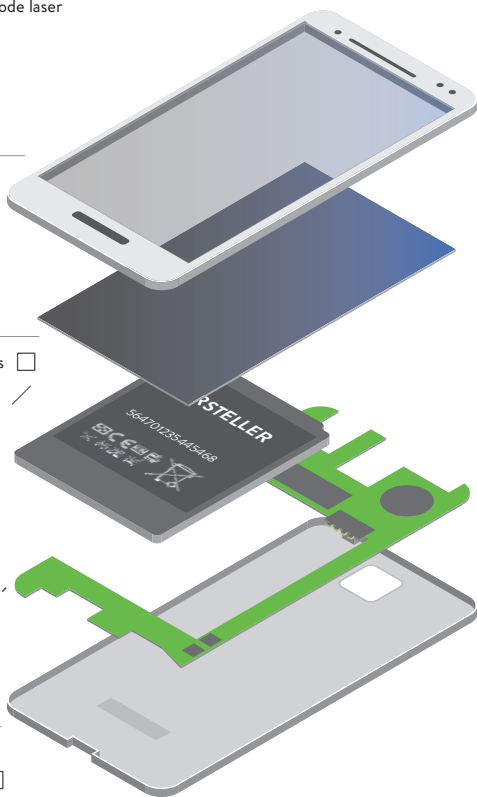
- welding of battery case /
- marking logo, data-matrix-code, and serial number □

### Circuit board

- structuring of conductor tracks - - -
- cutting of foil circuit boards /
- drilling of contact holes . . .

### Housing

- cutting of housing /
- marking logo and serial number □

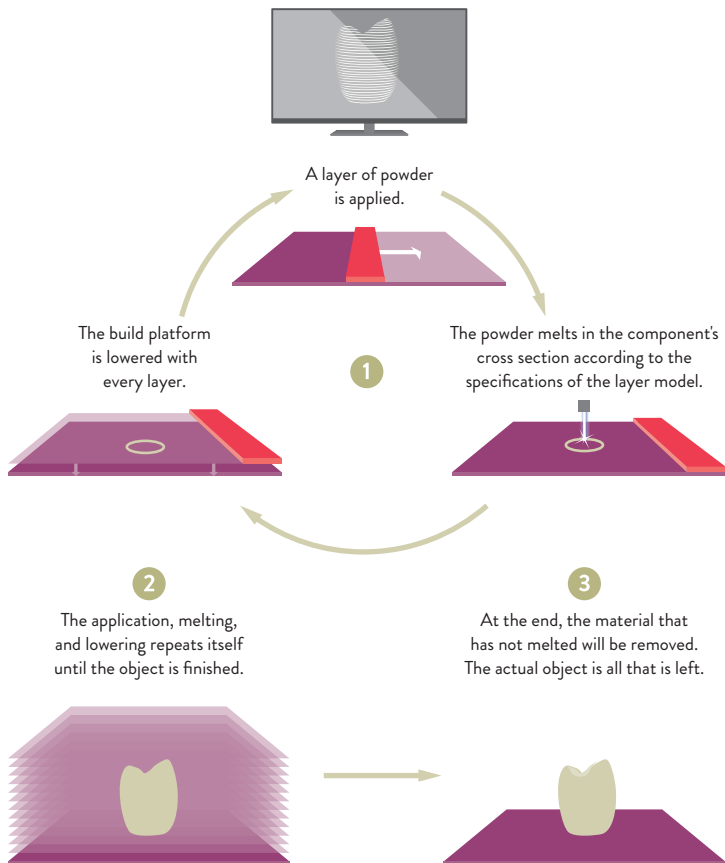


# 3D PRINTING

Based on a computer drawing, complex structures can be produced from plastics, ceramics, and metals with the help of selective laser melting. Dentures and implants are among the rapidly growing number of applications.

## GENERAL OPERATING PRINCIPLE

The digital model of an object is transformed into a model made of a series of thin layers.





The image features a solid purple background with several overlapping, semi-transparent geometric shapes. A large, light purple triangle points downwards from the top left. Another darker purple triangle points upwards from the bottom left. These shapes overlap to create a central diamond-like area. The text "DATA TRANSFER" is centered in this area in a white, sans-serif font.

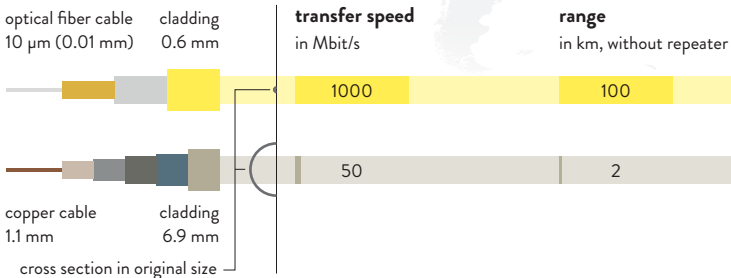
DATA TRANSFER

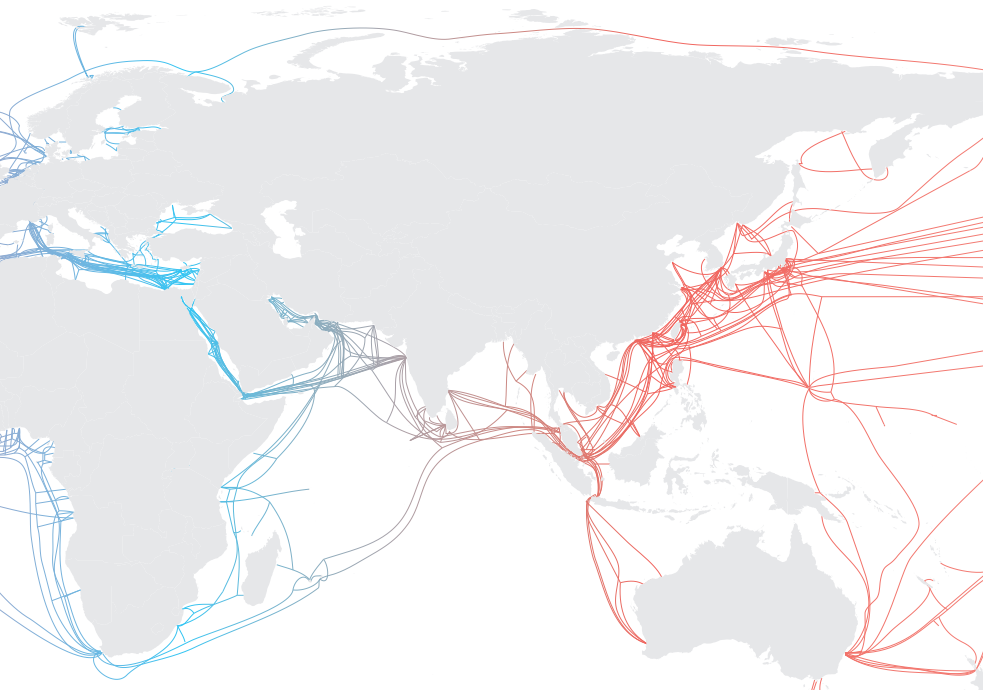
# OPTICAL FIBER NETWORKS

In 1988, the first transatlantic optical fiber cable, the TAT-8, went into operation. Optical fiber quickly replaced copper cables to meet the fast-growing need for greater communication capacity. Today, submarine cables with capacities of up to several terabytes per second connect the whole Earth, so you can share video globally.

Optical fibers offer substantially higher transmission rates, while simultaneously providing large ranges. Other advantages are lighter cables, lower space requirements, and fewer repeaters. The operation and maintenance costs are also significantly reduced.

## Data cable in city area





**shelf life**  
in years

50

5

**weight**  
100 m cable in kg

0.6

5.8

**energy consumption**  
in watts per user

2

10

# LASER COMMUNICATION IN SPACE

Free space optical communication between near-Earth and geostationary satellites enables the fast transfer of data to a ground station.

Vital data during natural catastrophes or in emergencies at sea can be received almost in real time in this way.

## ADVANTAGES OF THE LASER

### LARGE DATA VOLUMES

**1.8**  
gigabytes per second  
corresponds to  
around 500 songs  
per second

**NO  
LIMIT**  
due to frequency  
allocations



**LOWER  
ENERGY  
CONSUMPTION**  
expands  
shelf life



**LESS  
MASS**  
saves costs

## THE LASER AND OPTICS MEET THE HIGHEST REQUIREMENTS

### SMALLEST TOLERANCE

for generating  
a bundled  
laser beam  
across largest  
distances



stable  
despite great  
**TEMPERATURE  
DIFFERENCES**

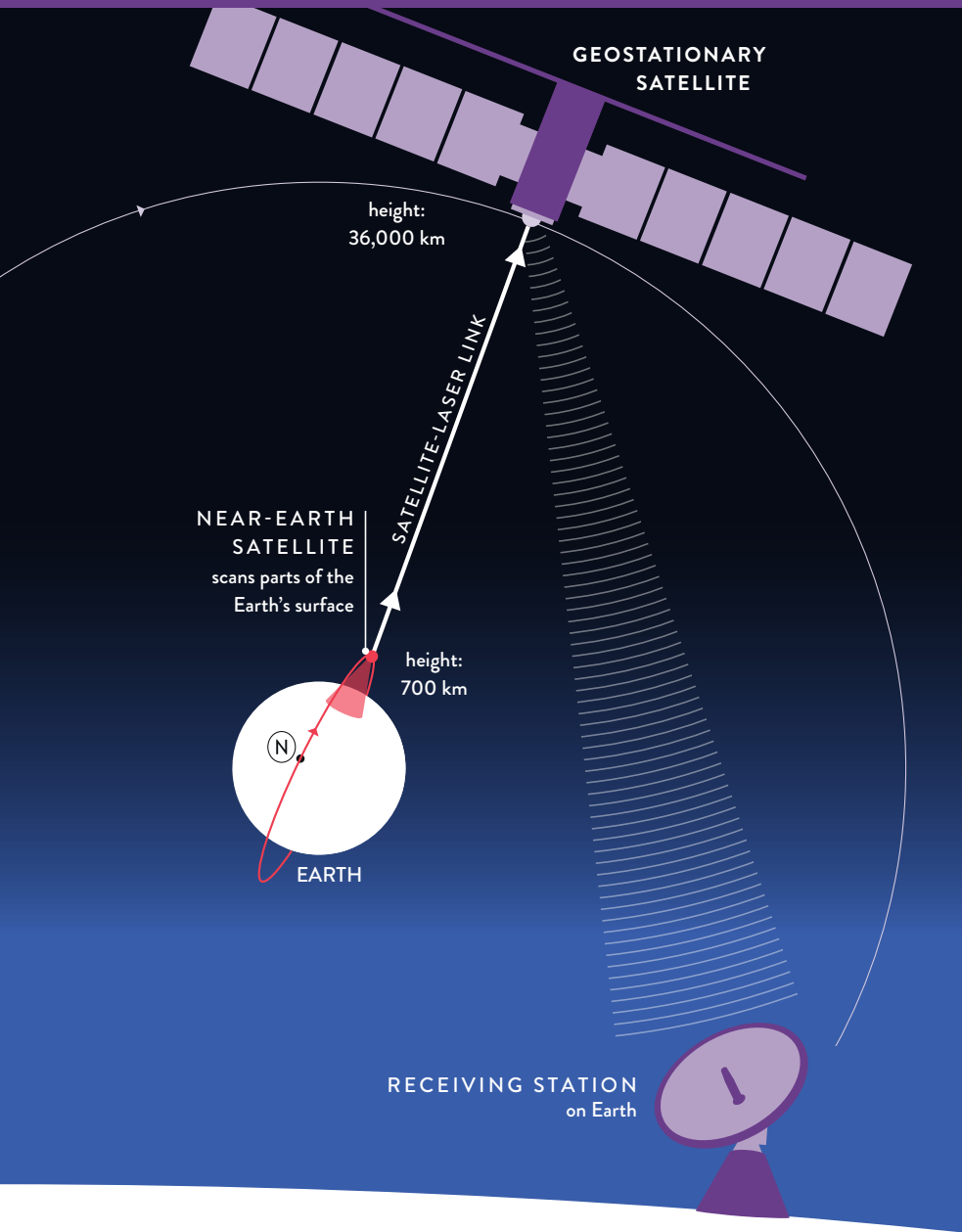
survive  
strong  
**VIBRATIONS**  
and  
**ACCELERATIONS**  
during rocket launches

over **15** years  
**MAINTENANCE-  
FREE**



**RESISTANT**  
against UV and  
gamma radiation  
in space



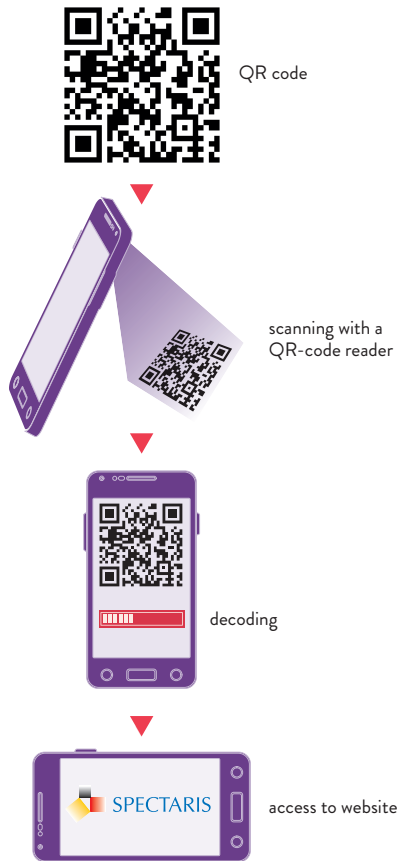


# QR CODES

Cameras and optical sensors often work together with intelligent image or data processing. The QR code (Quick Response) shows this impressively.

## USE OF QR CODES

*QR codes are two-dimensional bar codes. A camera phone with the appropriate code reader software recognizes this information and decodes it.*



## QR-CODE STRUCTURE

*Apart from the content, QR codes contain additional elements so that the software can recognize the data correctly.*

*This includes:*

■ positioning   ■ format information   ■ timing   ■ version information   ■ alignment



Up to **4,000** alphanumeric characters  
fit on a QR code.

## ADVANTAGES OF QR CODES

*In comparison to the classic barcode, QR codes can store more information on a smaller area and make fewer requirements of reading devices.*

*They also function even if they are partly damaged or corrupted:*



*graphic/text in code*

*distorted*

*blurred*

*twisted*





IMAGE CAPTURE  
& DISPLAY

# CAMERA LENSES

Today, brilliant images are possible with the smallest smartphone lenses.

Why then is it still necessary to have large lenses in photography?


## SIZE COMPARISON

(original sizes)

SMARTPHONE  
LENS

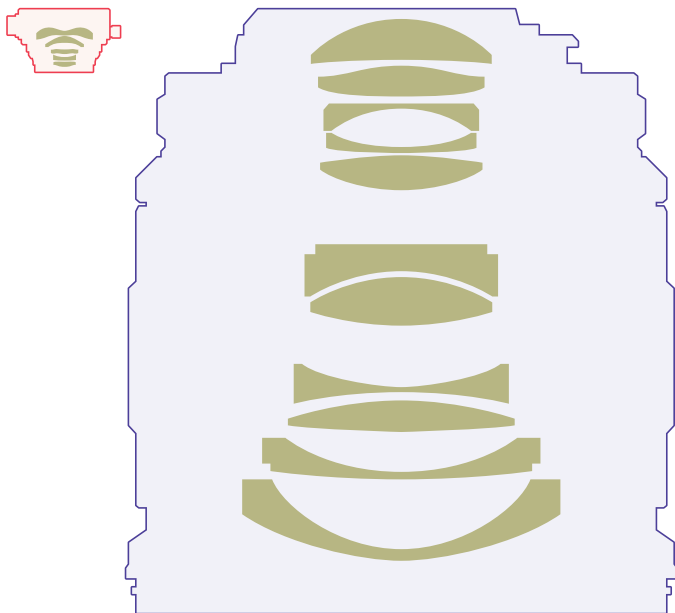


SLR  
LENS



## LENS ARRANGEMENT


Despite their small size, smartphone lenses have sophisticated optics with complex lens arrangements, yet large lenses have advantages.



## DEPTH OF FIELD

The most important consequence of the size difference is the different depths of field.

### SMARTPHONE LENS



*Smartphones display all objects from near to far with the same sharpness.*

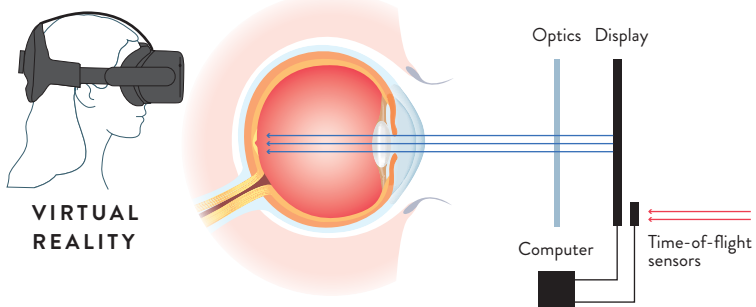
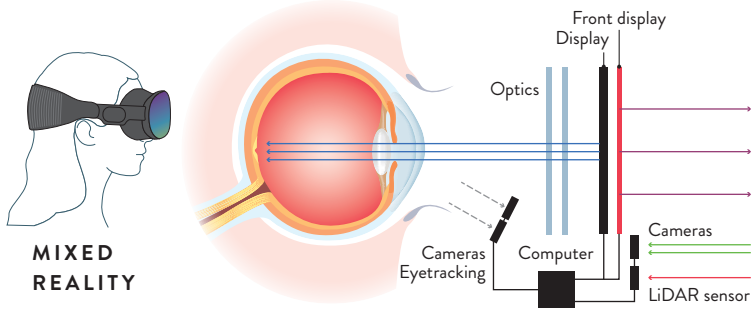
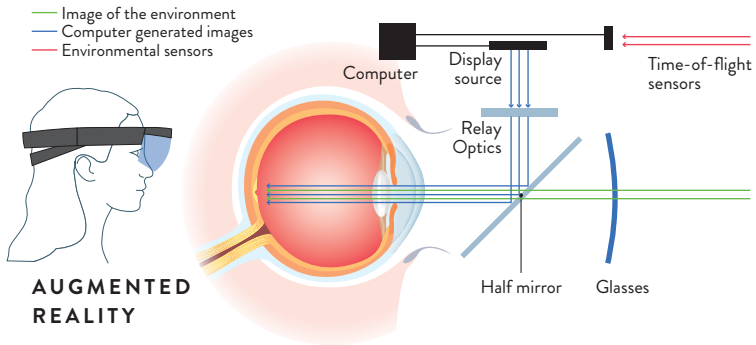
### SLR LENS



*The depth of field can be set selectively with large SLR lenses.*

# GLASSES FOR AR & VR

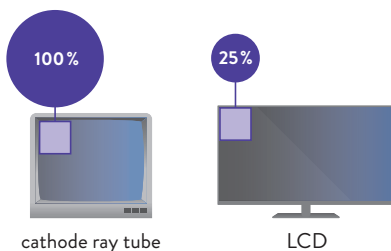
**Stereoscopic display goggles immerse users of Virtual Reality (VR)** in a completely digital environment, while micro projectors and beam-combiners of **Augmented Reality (AR)** glasses overlay digital elements onto the real world. More opto-electronic components like cameras and LiDAR front-side displays enable interaction with the environment anywhere between AR and VR.



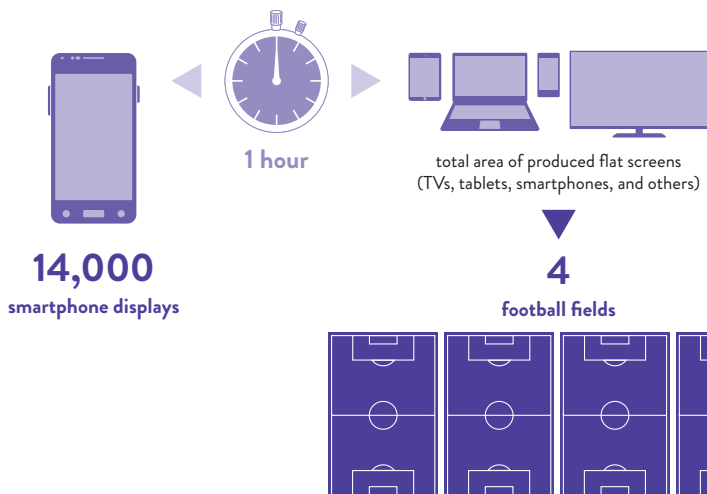
# FLAT SCREENS

In contrast to early cathode ray tubes, flat screens save a great deal of energy per unit area. Impressive global production capacities meet the high demand for these displays.

## ELECTRICITY CONSUMPTION AT SAME DISPLAY SIZE



## PRODUCTION OF FLATSCREENS WITHIN ONE HOUR

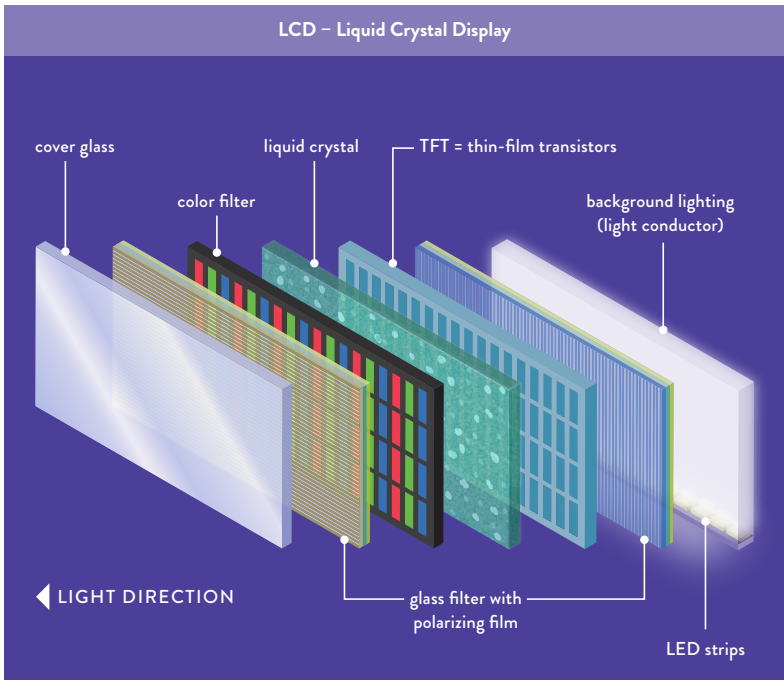


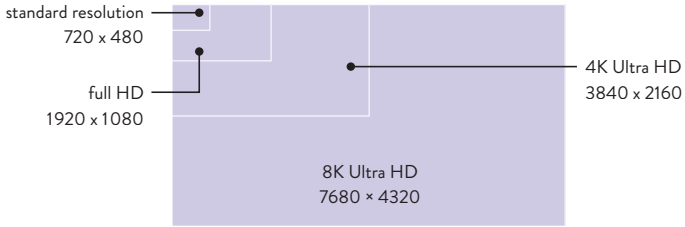
# LCD vs OLED

Today, LCD displays dominate the flatscreen market, but in smartphones, organic LEDs (OLEDs) are conquering an increasingly larger market share. OLED displays are thinner, more energy-efficient, and higher in contrast but more expensive to produce.

## LCD DISPLAY STRUCTURE

Today's most common type of display creates images by blocking off or letting through white light that LEDs create across the back of the display.

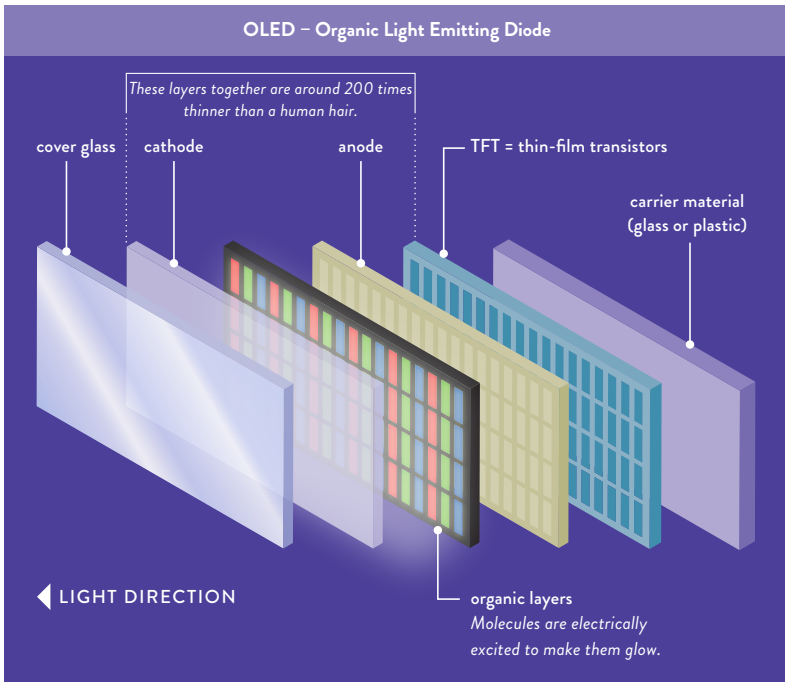




**display resolutions**  
in pixels

## OLED DISPLAY STRUCTURE

Organically luminous materials in OLED displays do not require a separate light source, which makes their construction depth much thinner.



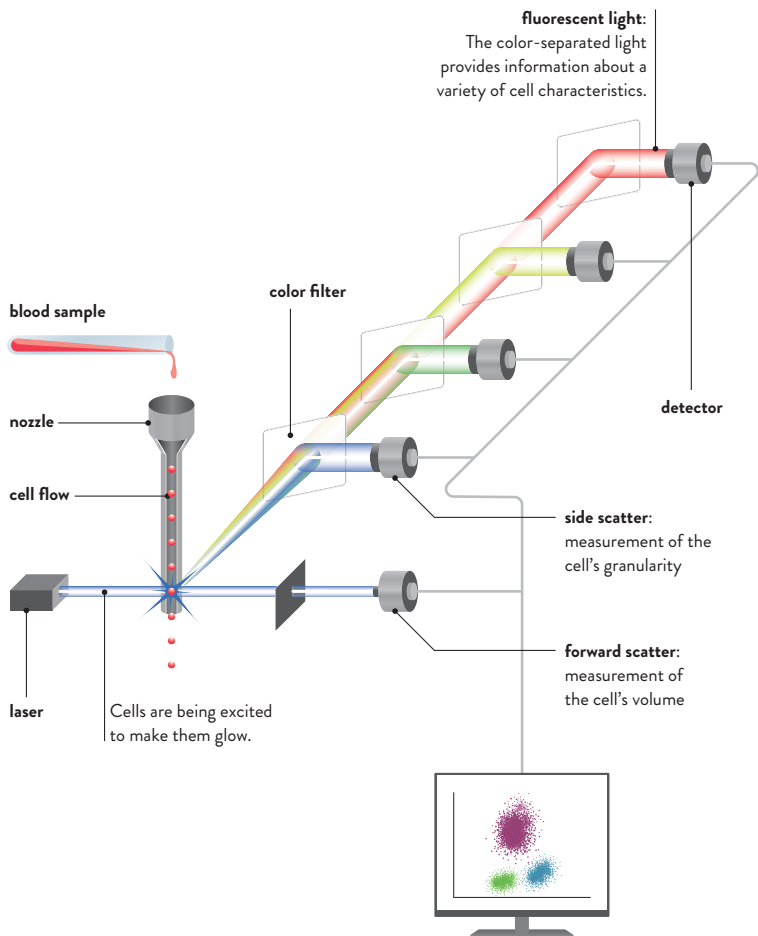




MEDICAL TECHNOLOGY

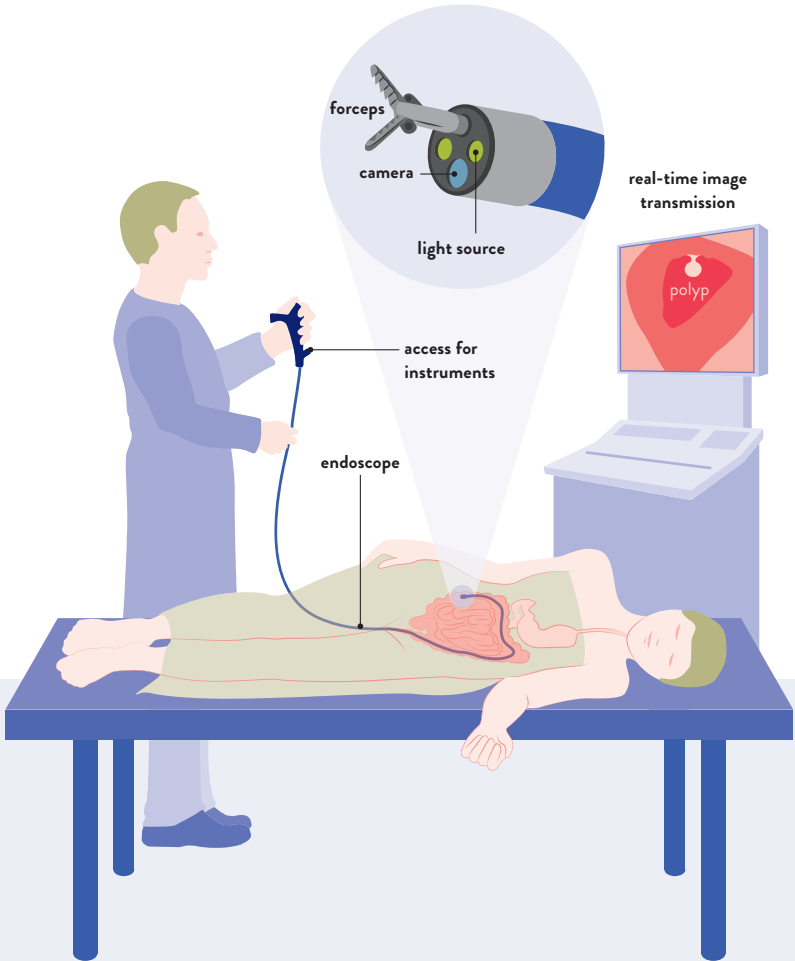
# COUNTING BLOOD CELLS

Thousands of cells per second are counted and characterized in medical and biotechnical analytics with laser-based flow cytometry. This enables the fast and secure detection of blood anomalies.



# ENDOSCOPY

Endoscopes enable doctors to examine body cavities and hollow organs, detect illnesses, and treat them with minimal invasion at the same time, if required. The tubes, which are only a few millimeters thick, transfer illumination in one direction and high-resolution images in real time in the other direction.

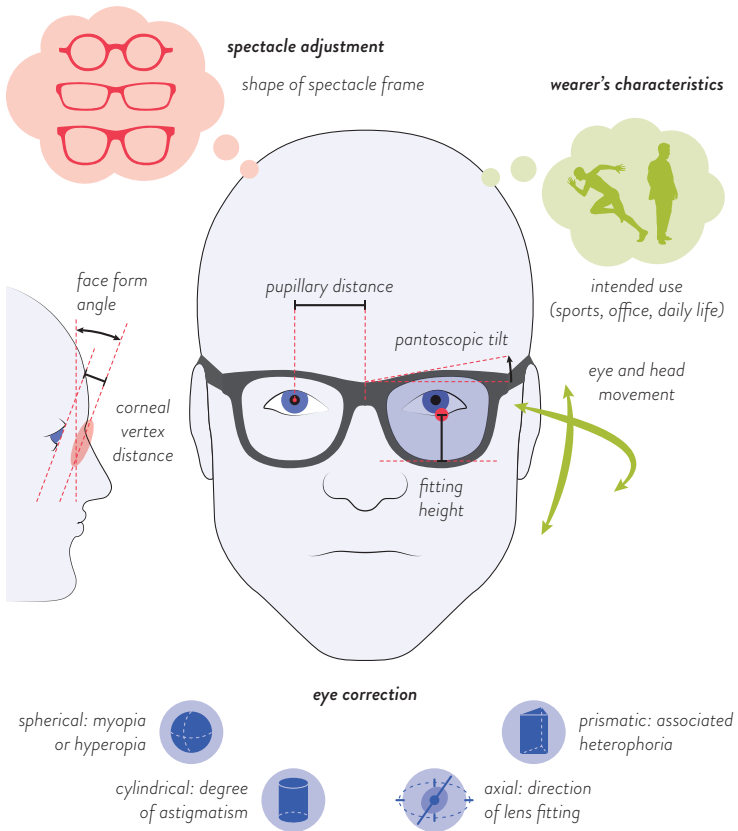


# SEEING NEAR AND FAR

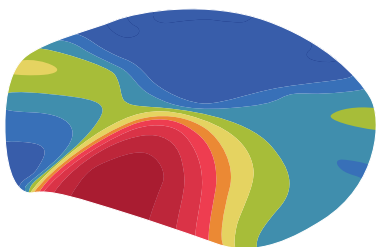
Individually adjusted varifocals help older people have good vision for all distances. A variety of criteria are included in the calculation for personalized and individual lens design.

CNC machines are used to translate the calculated design into individual lenses with micrometer precision.

## INDIVIDUAL CRITERIA

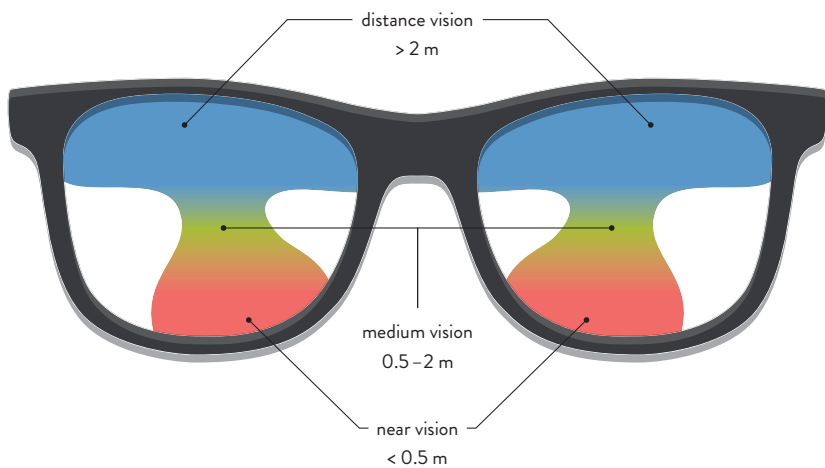


## COMPUTER-CALCULATED LENS DESIGN



*The different colors indicate the varying refractive power of the lens: from red (strong) to blue (weak).*

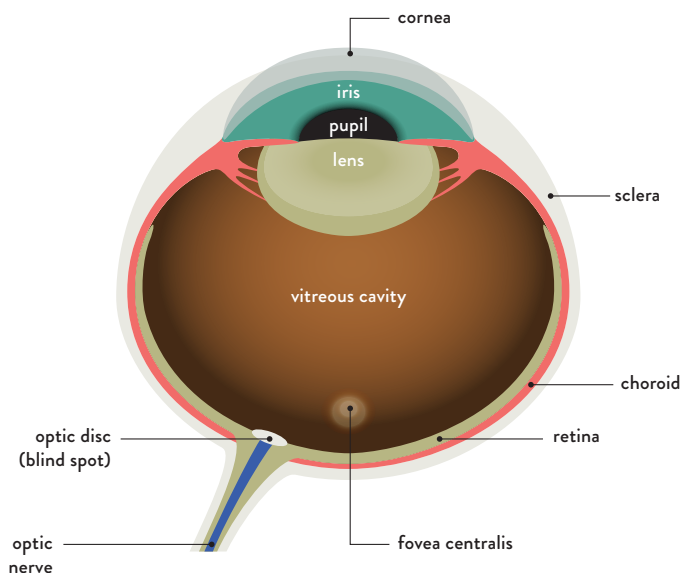
## MODEL OF VARIFOCALS



# SEEING CLEARLY AGAIN

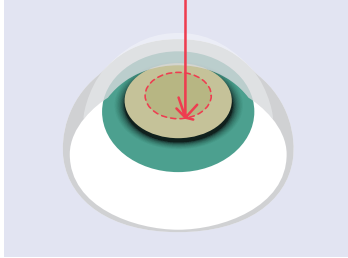
From the age of 60 onwards, most people get a slight cataract – known as the grey star. Treating cataracts is the most common operation around the world. For 2022, the WHO reported more than 29 million cataract operations. The use of the femtosecond laser with ultra-short pulses allows a precise and careful operation.

## ANATOMY OF THE HUMAN EYE

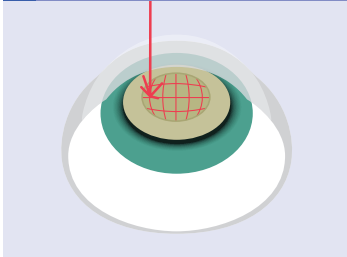


## SEQUENCE OF A LASER OPERATION

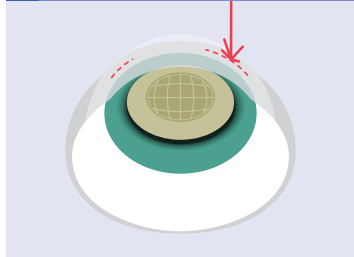
1. opening the lens



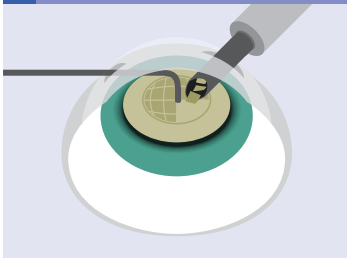
2. segmenting the lens



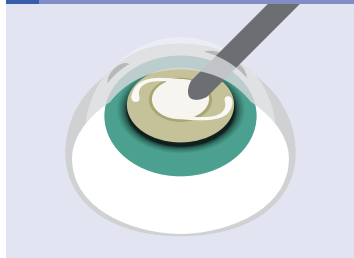
3. opening the cornea



4. suctioning the lens



5. inserting and centering the artificial lens



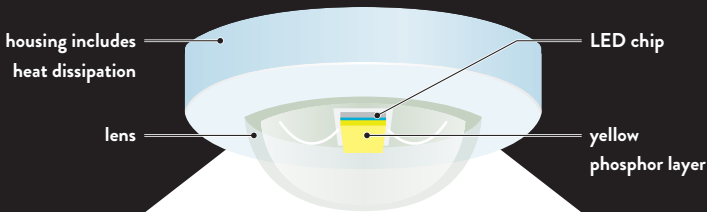




LIGHTING

# WHITE LED LIGHT

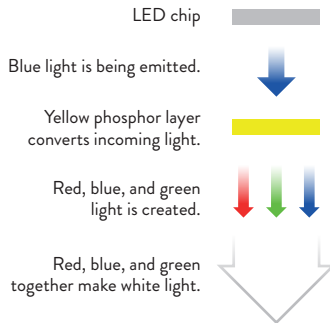
LED chips make colorful light.  
White light is created by luminescence conversion.



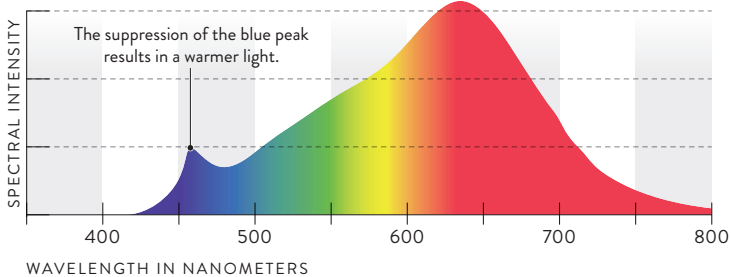
White light is a mix of red, blue and green.



Creation of white LED light through luminescence conversion:

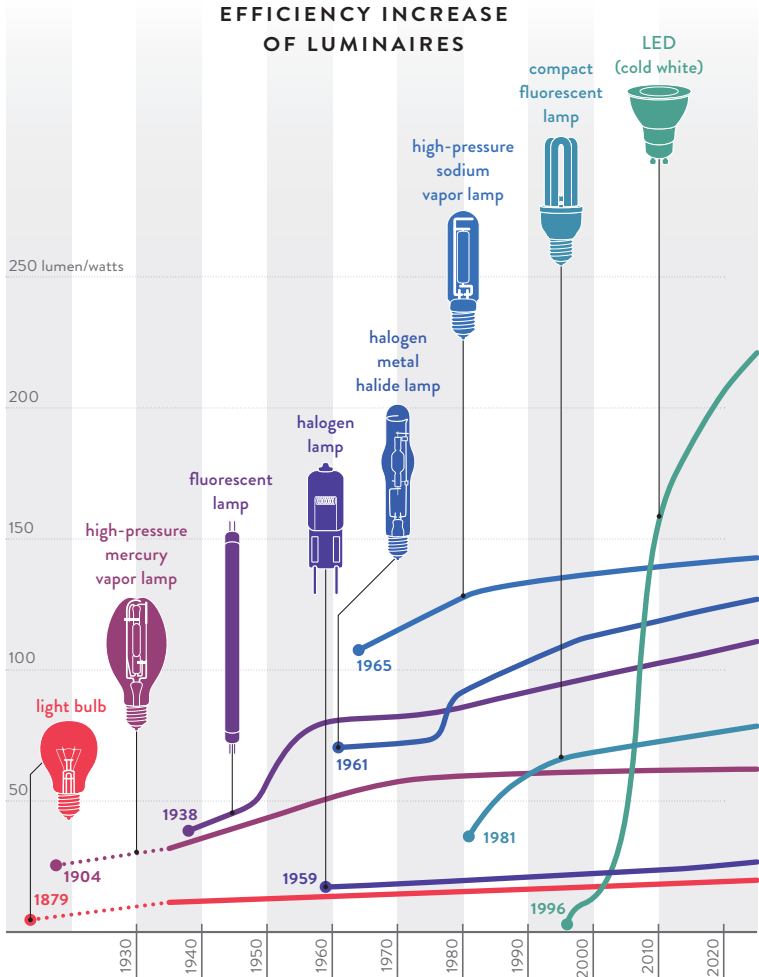


## SPECTRUM OF A WHITE LED LAMP



# BRIGHTER WITH LEDs

Since the light bulb, the light output of different types of lamps has been significantly increased. Today, white LEDs are the most efficient ones.



# LAMP SPECIFICATIONS

Just a few years ago, you could find out almost everything you needed to know about the light of a domestic lamp just by looking at the number of watts. Nowadays, nearly a dozen criteria have to be considered.



- 
**power (watts)**  
 electrical connected load
- 
**brightness (lumens)**  
 how bright the lamp's light is
- 
**color temperature (Kelvin)**  
 the higher the color temperature, the colder (more blue) the light
- 
**warm-up time**  
 the time it takes for the lamp to fully light up
- 
**dimmiability**  
 lamp dimmable or not
- 
**shelf life**  
 usage in hours
- 
**color rendering index**  
 accuracy of color rendering
- 
**energy savings**  
 in comparison to the conventional light bulb
- 
**mercury content**  
 environmentally friendly without mercury
- 
**illumination angle**  
 the scope and range of effective light



# LASER SHOWS

Laser shows are an impressive way of demonstrating how fascinating photonics can be.

## BRILLIANT COLORS

Only lasers can make colors that are completely saturated.

## GREEN ENTERTAINMENT TECHNOLOGY

The relatively low energy consumption ensures environmentally-friendly entertainment for large crowds.

AUDIENCE

ARTIFICIAL FOG

Fog makes the laser beam visible.





### SINGLE BEAMS IN THE SKY


This is only possible with explicit authorization from the aviation safety authorities.

### BRIGHT & HIGH CONTRAST

In comparison to a video, a laser image is focused at any distance.

### LASER PROJECTOR

Two extremely fast-moving computer-controlled mirrors draw the laser image.



### WATER CANVAS

Laser projections can be made on very large areas in any shape or form.





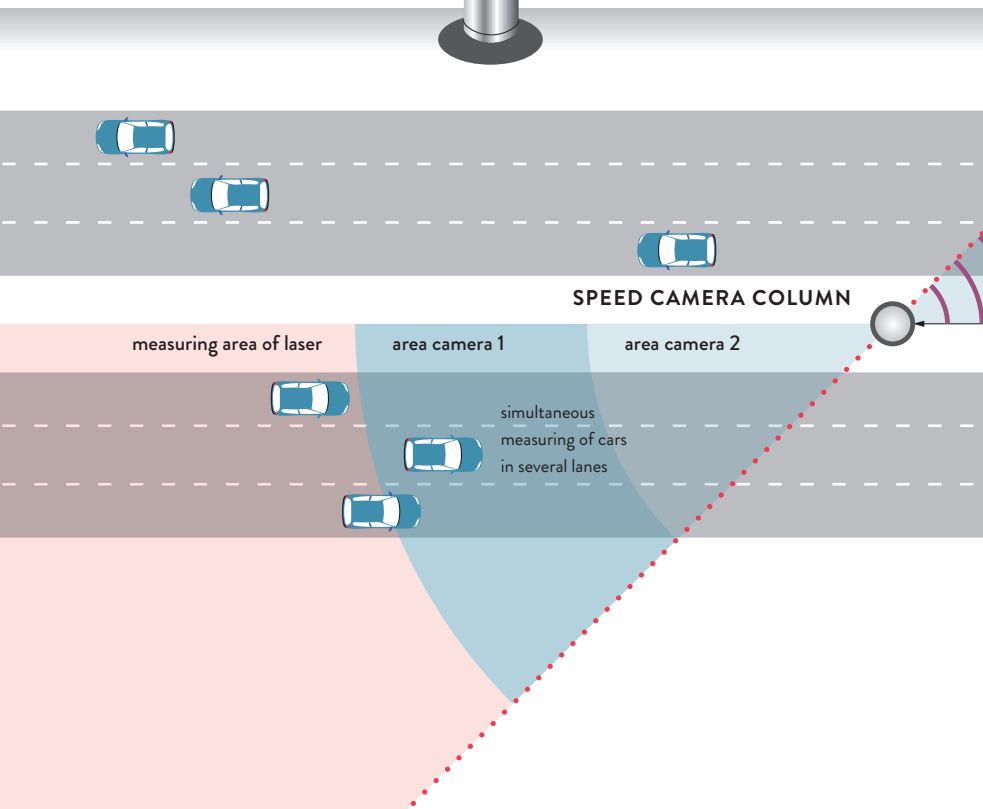
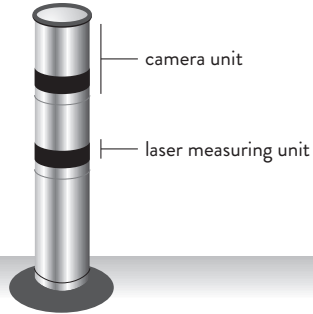
The background consists of several overlapping geometric shapes in shades of blue. A large, light blue triangle is the central focus, with a darker blue diagonal line running from the top-left towards the bottom-right. Other darker blue shapes are visible in the top-left and right corners, creating a layered, abstract composition.

TRANSPORTATION

# TRAFFIC ENFORCEMENT

Measuring systems based on the roundtrip time of emitted and reflected infrared laser beams can calculate the speed of vehicles precisely. Cameras take pictures of the vehicle and driver if they have committed a traffic offense.

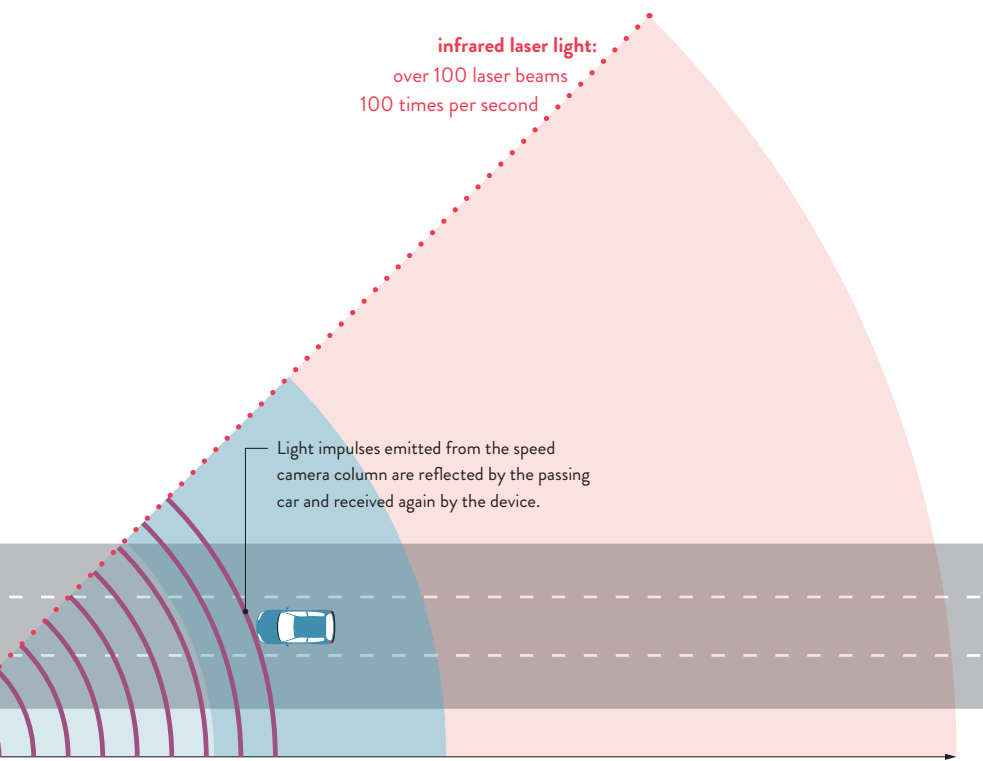
## SPEED CAMERA COLUMN UNIT



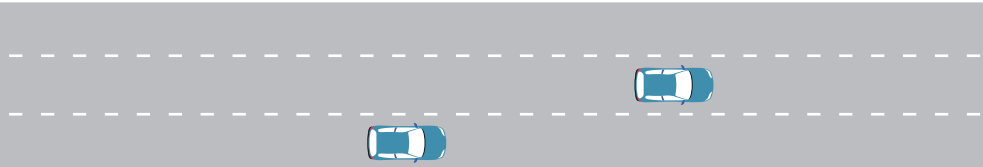


**infrared laser light:**  
over 100 laser beams  
100 times per second

Light impulses emitted from the speed camera column are reflected by the passing car and received again by the device.

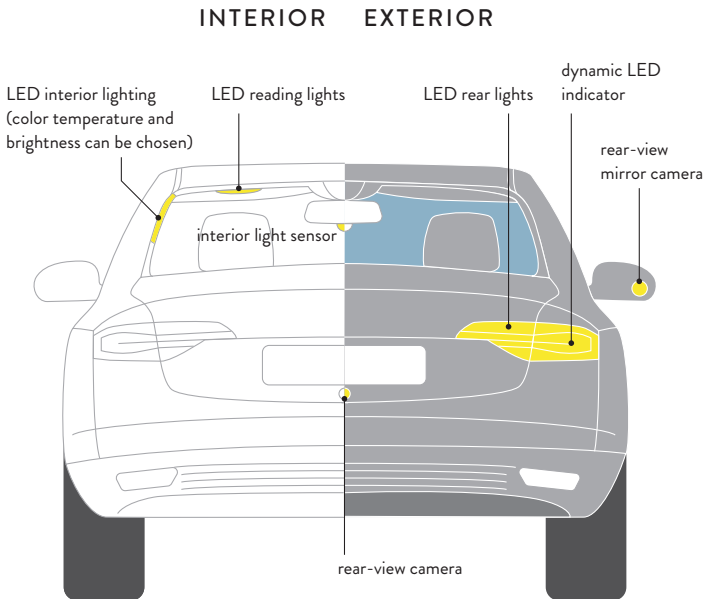


maximum measuring distance: 75 m

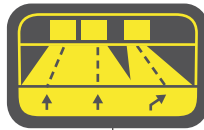


# LIGHT ON AND IN THE CAR

Intelligent LED lights, camera-based assistance systems, and information displays ensure greater security in all driving situations.



REAR VIEW

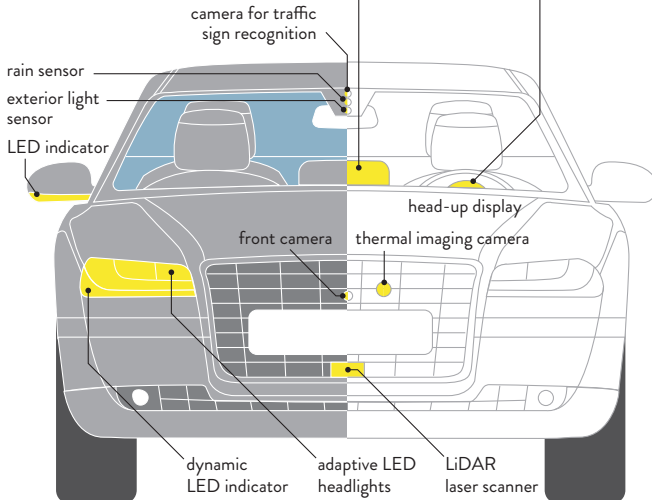


infotainment display



driver information display

EXTERIOR INTERIOR

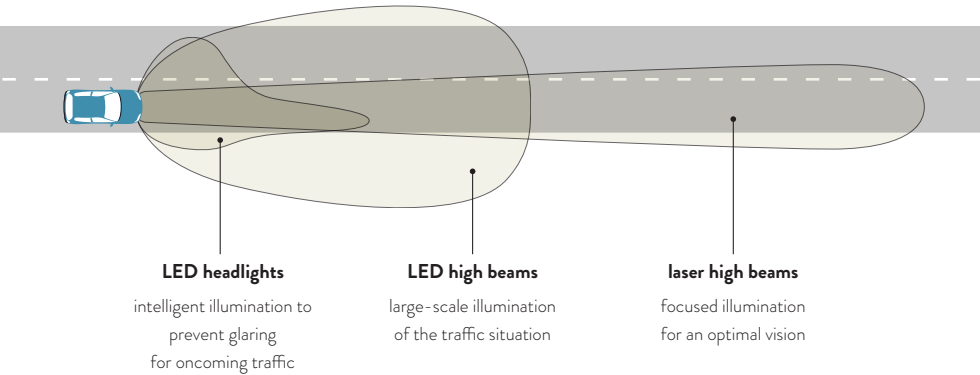


FRONT VIEW

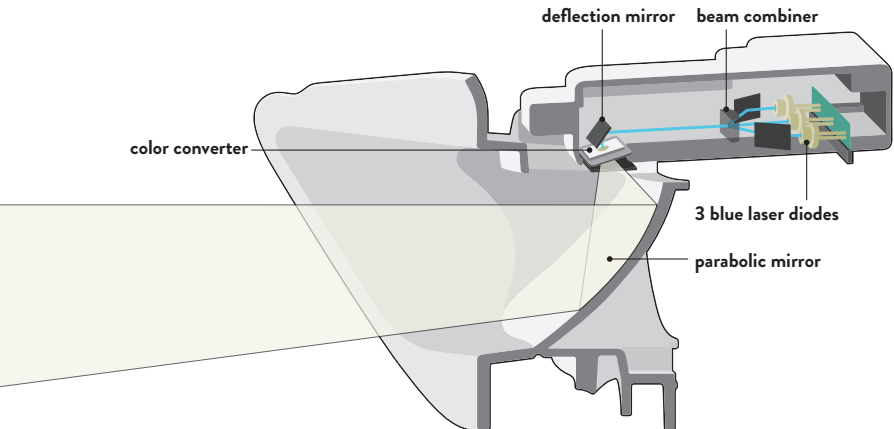
# CAR HEADLIGHTS

Seeing further ahead: the combination of LED and laser light sources enables an optimum for roadway illumination in every traffic situation.

## LIGHT CONE OF HEADLIGHTS



## LASER HIGH BEAMS




# AIRPORT LIGHTING

Millions of new LED lamps lower the operation and maintenance costs of airports around the globe.

## LED vs Halogen

hours shelf life	60,000	2,500
typical connected load per lamp (W)	18	65






The background consists of several overlapping triangles in various shades of teal and light green. A large, light green triangle is centered and points downwards, with its apex at the top. It is surrounded by darker teal triangles that form a larger, more complex geometric pattern. The overall effect is a modern, minimalist design.

SUSTAINABLE  
ENERGY

# SOLAR CELLS

Solar cells can transform sunlight directly into electricity. An efficiency of around 48% has already been achieved under laboratory conditions. In commercial use, efficiency has to be weighed against acquisition costs.

## BASIC COMMERCIAL TYPES




### **Monocrystalline silicon cells**

are cut out from a round silicon crystal. The missing corners of the squares are characteristic. This form is created because the round cross section of the raw material is exploited in the best possible way.



### **Polycrystalline silicon cells**

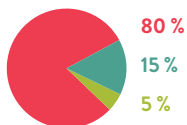
feature a characteristic texture that comes from crystal borders that are very close together.



### **Thin-film cells**


consist of amorphous silicone or other material compounds. They can be vapor deposited onto carrier materials, even onto flexible material.

## GLOBAL MARKET SHARE

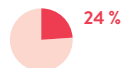


## CHARACTERISTICS

### monocrystalline

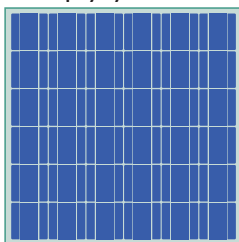


efficiency



acquisition costs

### polycrystalline

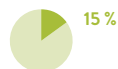


### thin film

amorphous  
silicon



copper indium  
diselenide



# SOLAR ENERGY

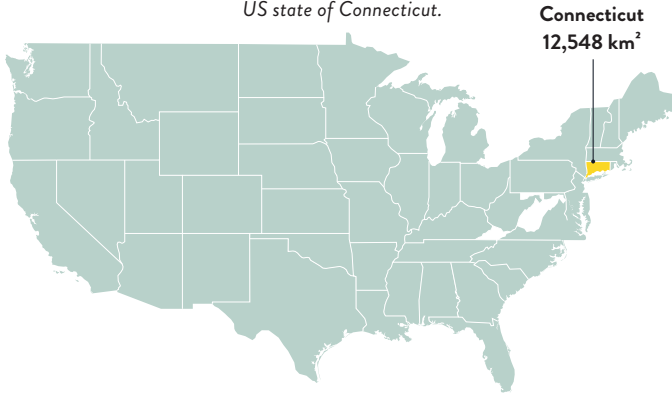
Solar energy has the potential to satisfy the world's rising appetite for electricity without polluting the environment. What total size of solar power plants would be needed to run the United States on solar electricity?

US electricity consumption per year: 4050 TWh (2022)

**Area of solar cells needed to supply this energy:**

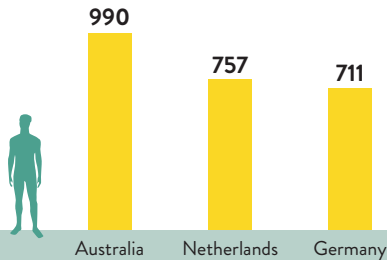
**12,700 km<sup>2</sup>**

*This roughly equals the land area of the  
US state of Connecticut.*



## TOP PRODUCERS

installed power 2022 per capita in watts



## PRODUCTION COMPARISON 2022




**World photovoltaic energy per year**

**1.32 petawatt hours**  
= 1.320,000,000,000 kilowatt hours



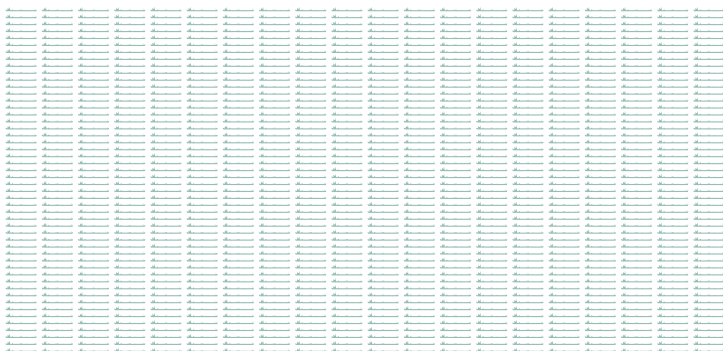
**Nuclear energy**

*The photovoltaic energy produced corresponds to the electricity volume of  
150 nuclear power stations.*



**Crude oil**

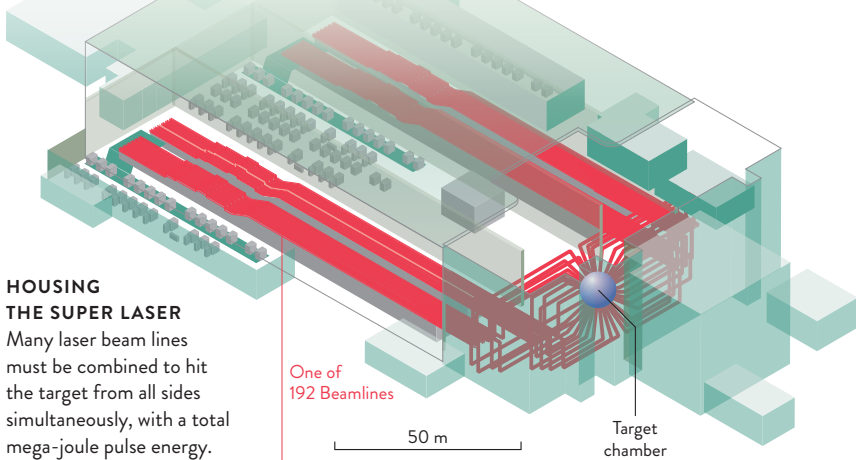
*With regard to petroleum, the equivalent is 310 million tons. This amount corresponds to  
1000 oil tankers with a capacity of 300,000 GRT\* each.*



\* gross register tons

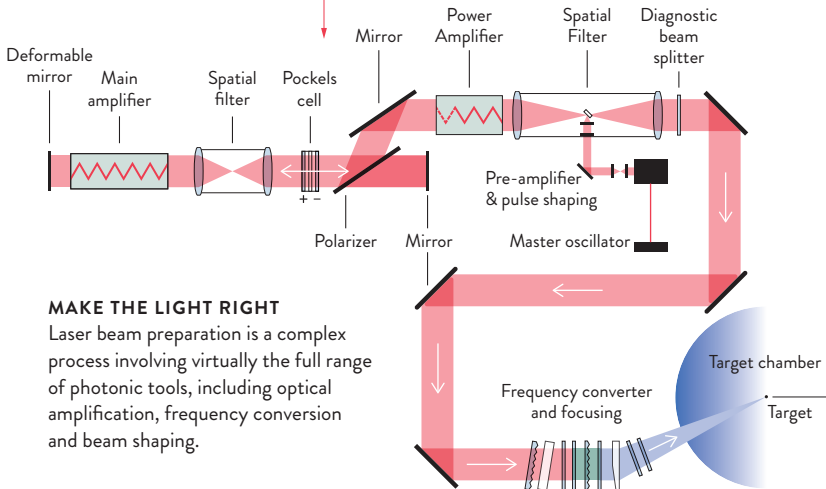
# LASER FUSION

Pulsed lasers are capable of creating the intense pressure and temperature conditions that can cause hydrogen nuclei to fuse, releasing large amounts of energy. This sun-like process has the potential to provide humankind with an inexhaustible, sustainable source of energy on Earth.



## HOUSING THE SUPER LASER

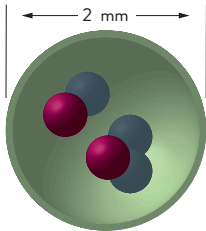
Many laser beam lines must be combined to hit the target from all sides simultaneously, with a total mega-joule pulse energy.



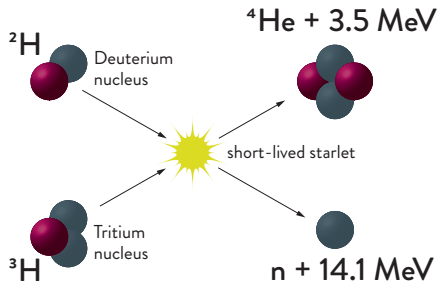
## MAKE THE LIGHT RIGHT

Laser beam preparation is a complex process involving virtually the full range of photonic tools, including optical amplification, frequency conversion and beam shaping.

● PROTON ● NEUTRON

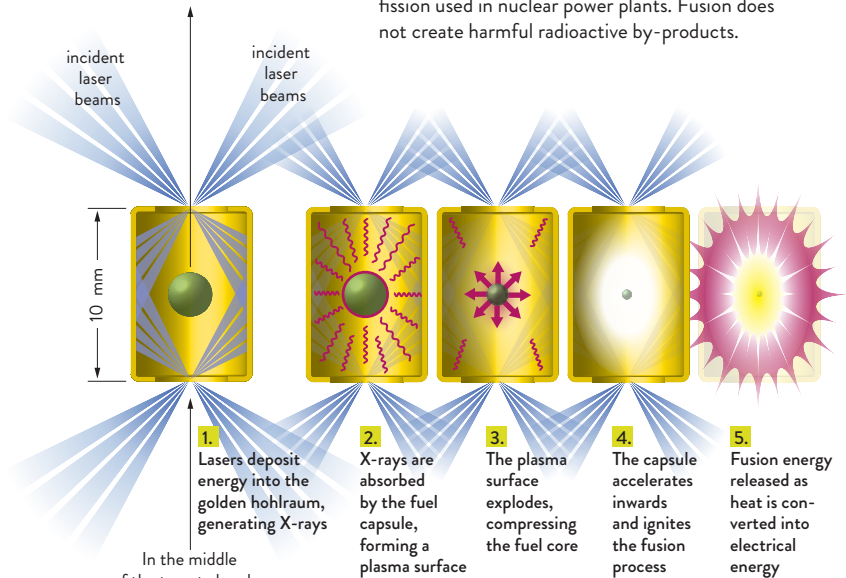


In the middle of the cylinder is a fuel capsule filled with a mixture of deuterium and tritium

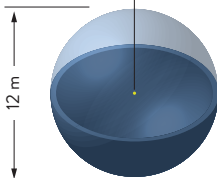


### WHAT MAKES FUSION SPECIAL?

Fusion is the joining of atomic nuclei and produces far more energy than that created by fission used in nuclear power plants. Fusion does not create harmful radioactive by-products.



In the middle of the target chamber is a small cylinder



Target chamber

### ONE, TWO, THREE, FOUR, - BANG!!!

Lasers contribute the starting energy to the fusion process, which seems simple but actually has many physical and technical pitfalls that scientists and engineers are working hard to overcome.

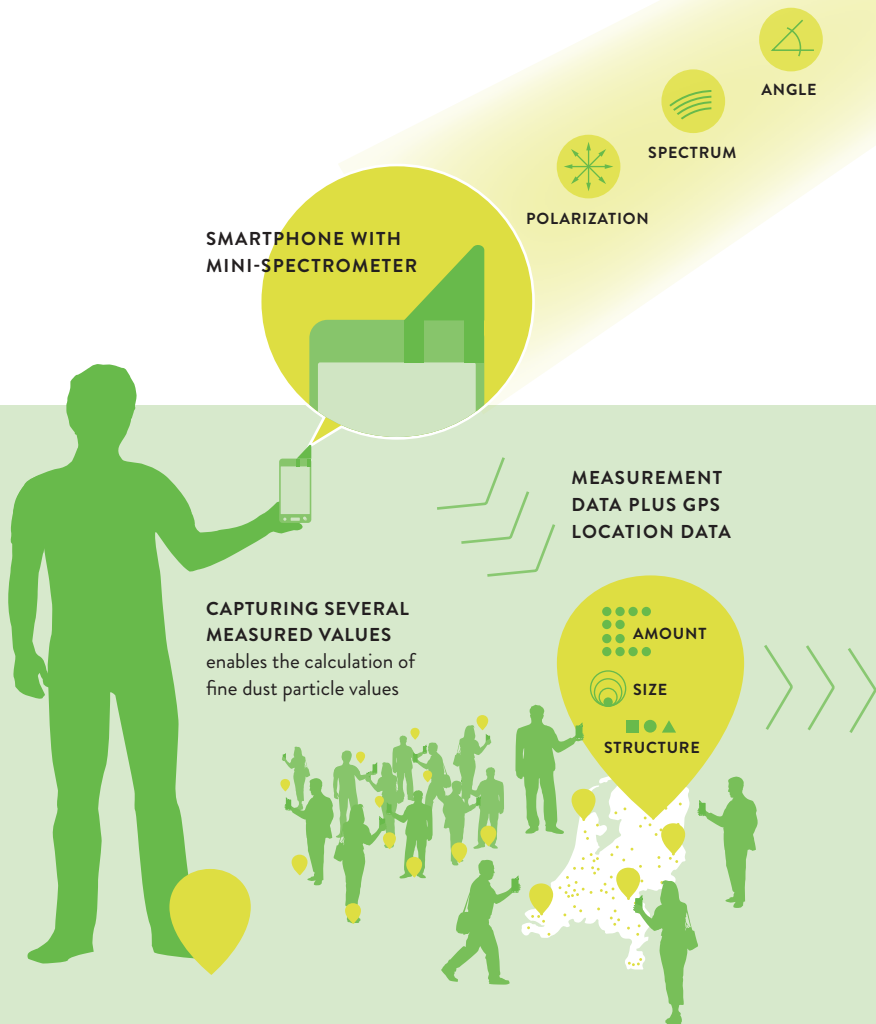




ENVIRONMENT

# OPTICAL MEASUREMENTS IN CITIZEN PROJECTS

Smartphones with attachable mini-spectrometers make it possible to map current environmental data of entire countries with the help of thousands of citizens.






**FINE DUST PARTICLES**



**FINE DUST PARTICLES**  
get into the air from  
different sources



**CENTRAL DATA EVALUATION**  
evaluation concerning the amount,  
particle size, and composition

**MAPPED DATA THAT  
IS ACCURATE IN TIME  
AND LOCATION**

example: the Netherlands

**POLLUTION**

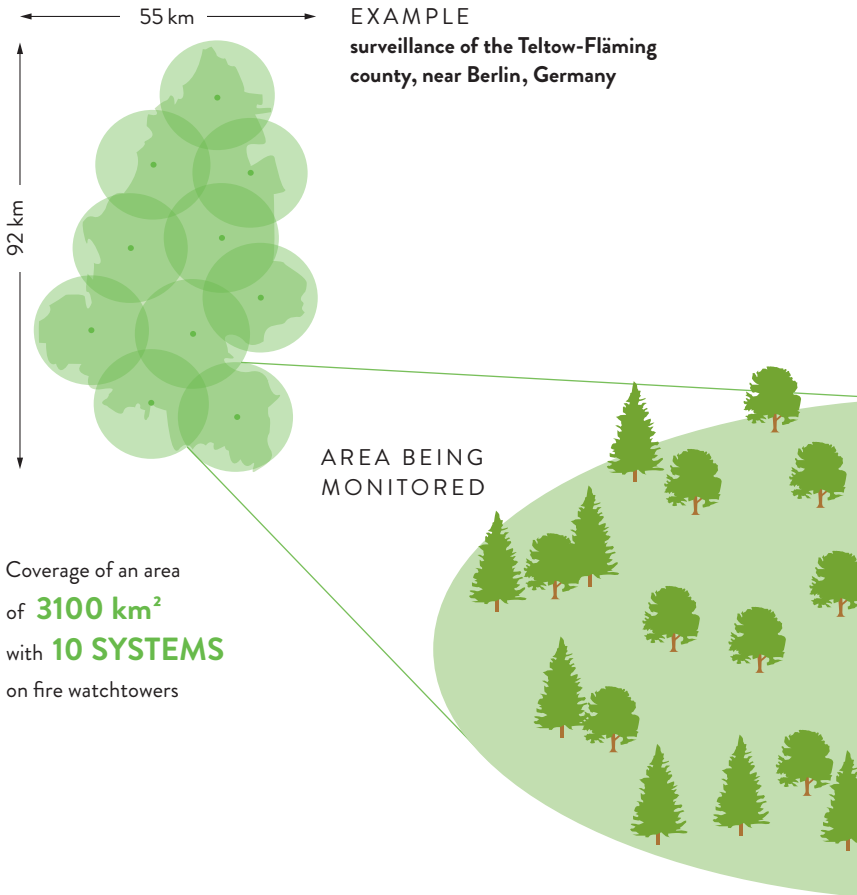
very strong

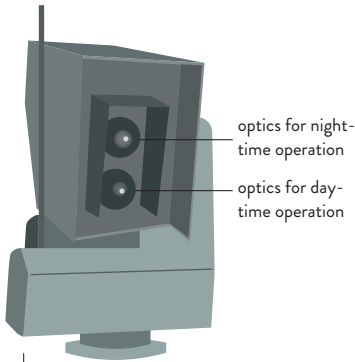
very low



# FOREST FIRE SURVEILLANCE

Automated optical sensor systems monitor large forest areas day and night for fires.





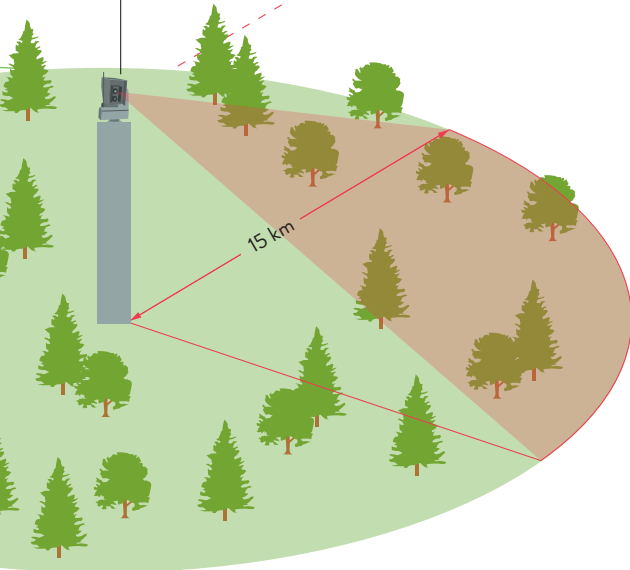
The optical sensor system registers smoke development automatically in the visible and infrared spectral range. The camera turns itself in stages on its own axis over 6 minutes.

### OPTICAL SENSOR SYSTEM



### FOREST FIRE ALARM CONTROL CENTER

receives data and images  
if a fire is detected



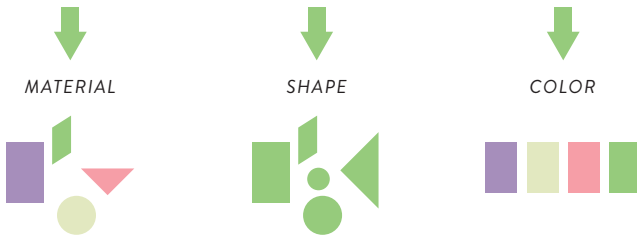
CAMERA  
ANGLE OF  
VISION  
60° per minute

# OPTICAL SORTING

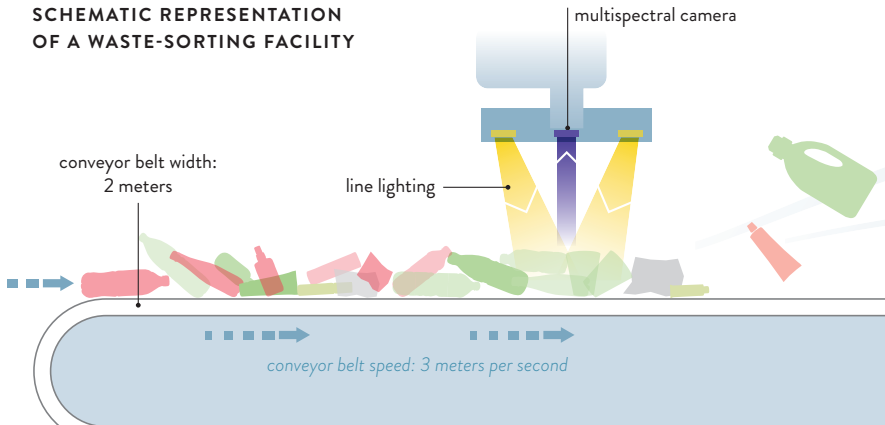
Efficient sorting facilities are used to recover many materials in their raw form from heaps of domestic waste.

Together with fast image processing software, multispectral cameras capture within a split second what should be placed in which raw material container for recycling.

## SORTING POSSIBLE ACCORDING TO



## SCHEMATIC REPRESENTATION OF A WASTE-SORTING FACILITY



## IDENTIFICATION OF MATERIALS

PAPER & CARDBOARD



PLASTIC CONTAINERS




IMPURITIES

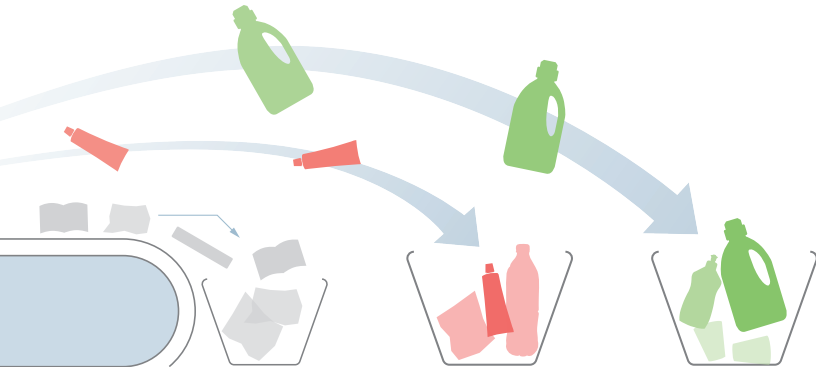


## OBJECT RECOGNITION AND VISUALIZATION OF BOTTLES

● PET ● PE ● PP ● PET+PVC ● PET+PP ● PET+PS



**PE** polyethylene  
**PET** polyethylene terephthalate  
**PP** polypropylene  
**PS** polystyrene  
**PVC** polyvinyl chloride







RESEARCH & ECONOMY

# PHOTONICS AS AN INDUSTRY SECTOR

Within a few decades, the term photonics has developed from a technical term, used in research, to an industry term that encompasses all technical applications of light.



► from the 1960s

Photons are researched as an alternative to electrons for circuitry tasks. The term Photonics is coined in connection with this.

**Invention of the laser**

1960

1965

1970

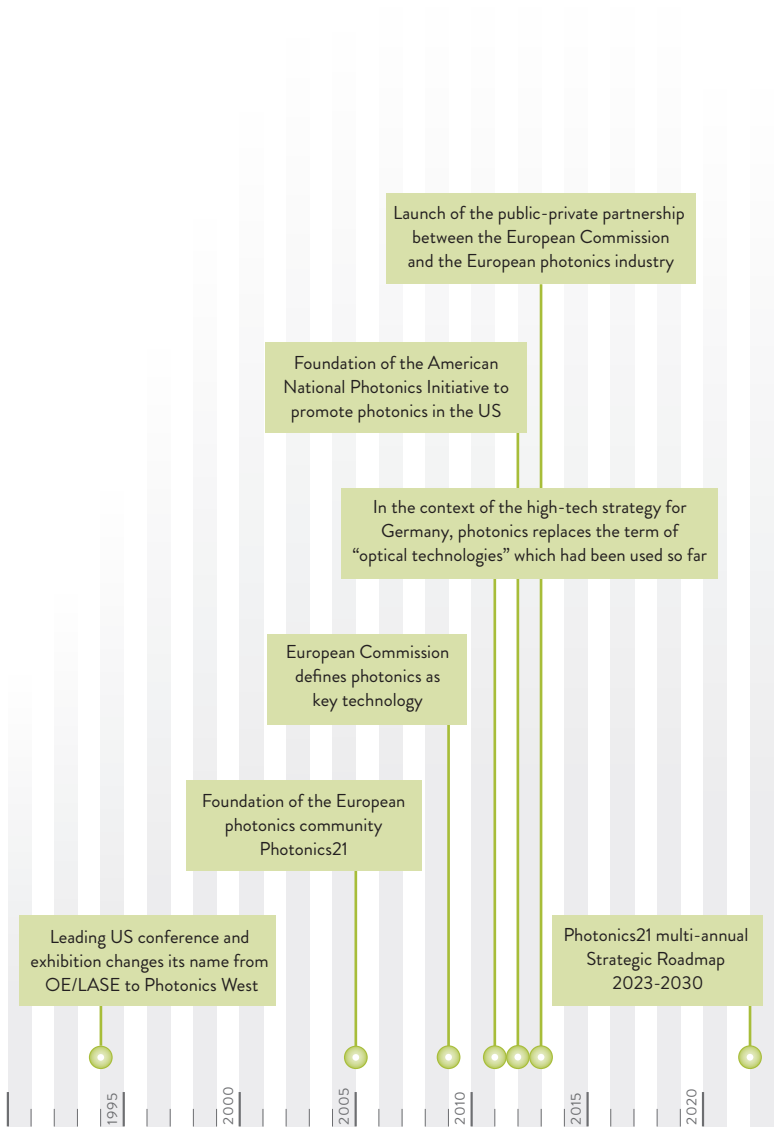
1975

1980

1985

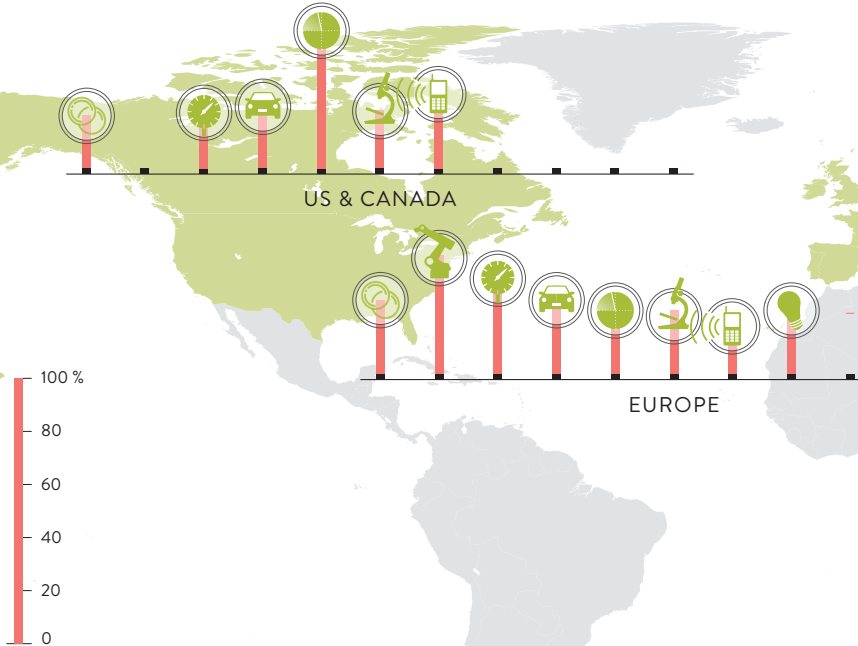
1990

Leading US industry magazine changes its name from Optical Spectra to Photonics Spectra



# PHOTONICS AROUND THE GLOBE




Photonics is a global industry today. This graphic shows the strongest market segments in each region. These translate into tremendous economic impact and great career opportunities.

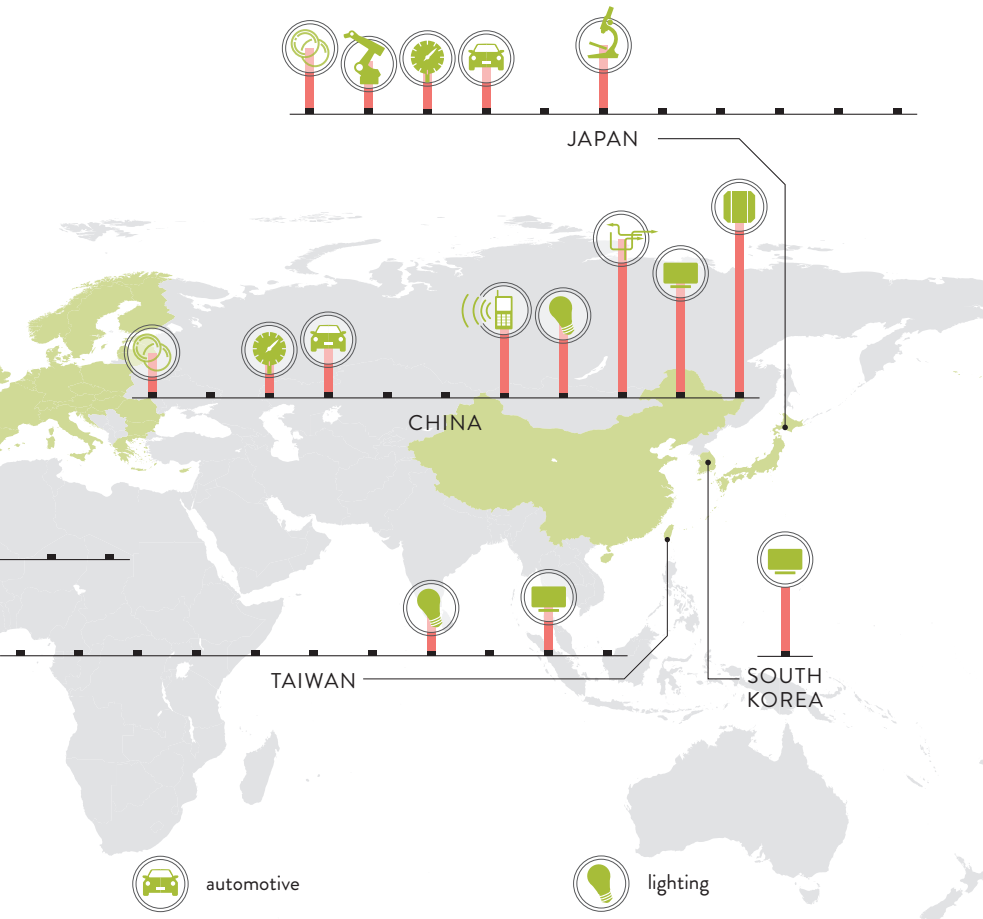


## Global market share in the market segment

To emphasize regional strengths, only market shares of more than 10% are shown.

## Market segments

-  optical components
-  production systems
-  machine vision











JAPAN

CHINA

TAIWAN

SOUTH KOREA

- |   |                    |   |                        |
|---|--------------------|---|------------------------|
|  | automotive         |  | lighting               |
|  | defense & security |  | information technology |
|  | healthcare         |  | displays               |
|  | telecommunications |  | photovoltaics          |

# NOBEL LAUREATES

Nobel laureates with a connection to photonics  
since the invention of the laser in 1960

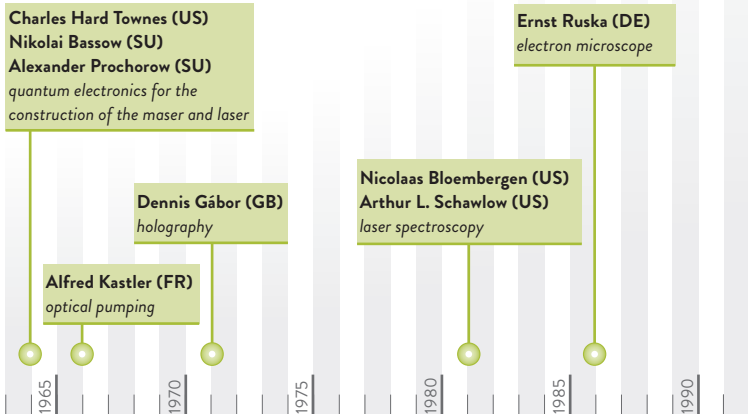
## NUMBER OF LAUREATES

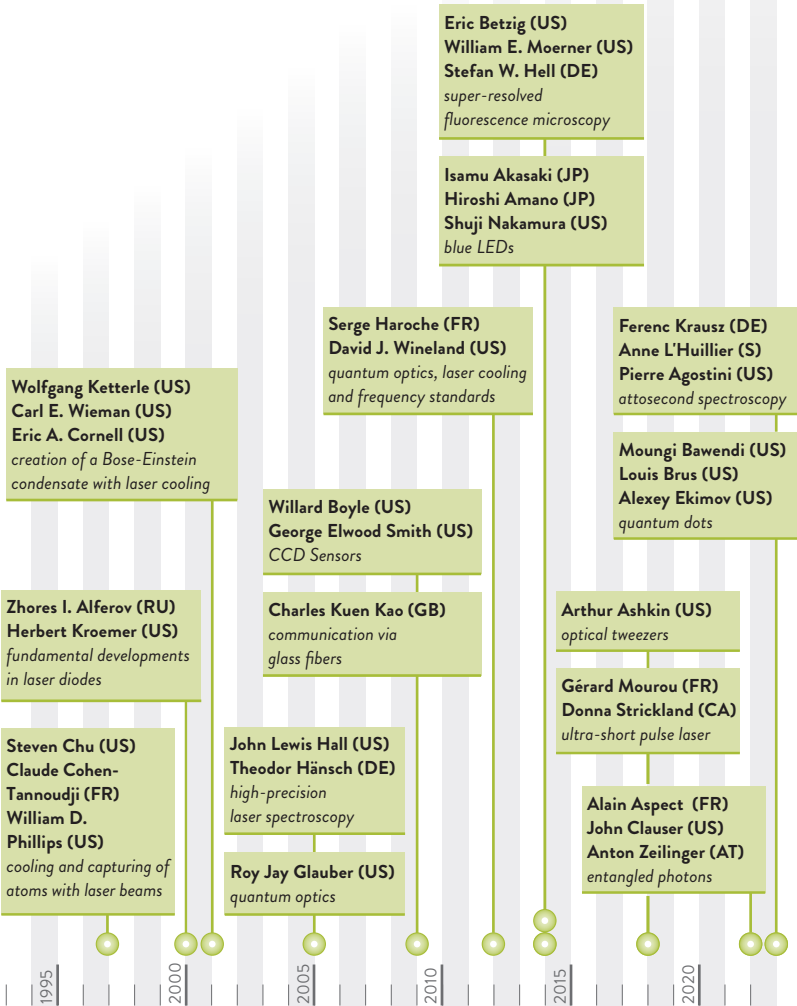
by country at the time of the award ceremony



## NOBEL LAUREATES

with award-winning research projects





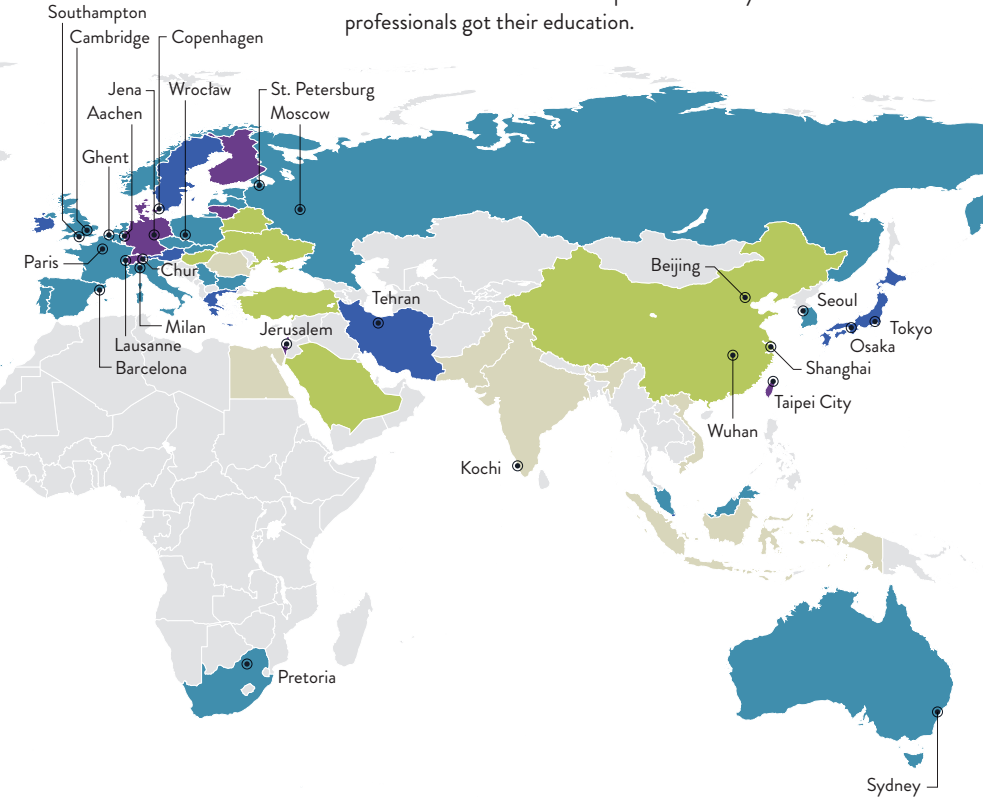
# PHOTONICS COUNTRIES

The highest density of photonics professionals are found in Europe and East Asia.



# PHOTONICS SCHOOLS

Business-oriented social media reveal where photonics-savvy professionals got their education.



**A selection of  
great places to  
study photonics**

● University town

# QUANTUM TECHNOLOGIES

Lasers and electronics use quantum theory to manipulate myriad quantum particles in the same focused way. The increasing mastery of single quantum particles and their often-non-intuitive interactions are leading to new “quantum jumps” in computing, communication and sensing. Photons are once again a key player.

## 1ST QUANTUM REVOLUTION



Based on the discrete nature of quantum particles. Many quanta are manipulated in the same way.

## THEORY

### QUANTUM MECHANICS

#### DISCIPLINES



ATOMIC PHYSICS  
AND CHEMISTRY



SOLID STATE  
PHYSICS



NUCLEAR  
PHYSICS

#### TECHNOLOGIES



##### NUCLEAR FISSION

Nuclear power plants



##### TRANSISTOR

Microelectronics



##### ATOMIC CLOCKS

Global timekeeping



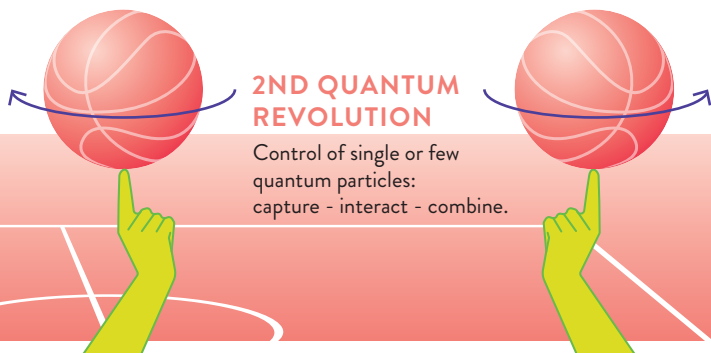
##### LASER

Photonics



##### NUCLEAR MAGNETIC RESONANCE

Magnetic resonance imaging



## 2ND QUANTUM REVOLUTION

Control of single or few quantum particles:  
capture - interact - combine.

### QUANTUM INFORMATION SCIENCE



QUANTUM COMPUTING



QUANTUM COMMUNICATION



QUANTUM SENSING



QUANTUM KEY DISTRIBUTION



INTER- & INTRA-CITY COMMS



GRAVIMETER



FAULT-TOLERANT QUANTUM COMPUTER



INTERMEDIATE SCALE QUANTUM COMPUTER



QUANTUM INTERNET



QUANTUM COMPASS



MEDICAL QUANTUM IMAGING

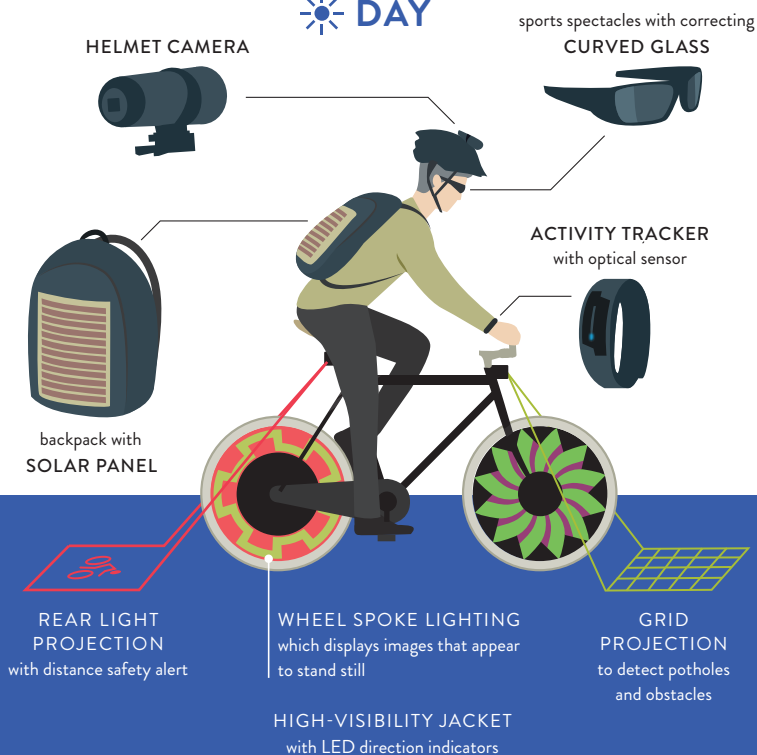
21<sup>TH</sup> CENTURY



ONE MORE THING...

# PHOTONICS ENTHUSIAST

An enthusiasm for photonics can also be implemented in the leisure sector.



NIGHT ☾



## SOURCES

- 01 spectaris.de
- 02 Wikipedia
- 03 Wikipedia
- 04 Wikipedia
- 05 thalesgroup.com • energyinst.org
- 06 Wikipedia
- 07 Wikipedia
- 08 photonics.com • spectaris.de
- 09 blu-raydisc.com
- 10 schott.com
- 11 edmundoptics.com
- 12 coherent.com • trumpf-laser.com
- 13 spectaris.de
- 14 zeiss.de
- 15 trumpf-laser.com
- 16 trumpf-laser.com
- 17 trumpf.de • rofin.de • coherent.com
- 18 ilt.fraunhofer.de
- 19 submarineablemap.com • explainthatstuff.com
- 20 esa.eu
- 21 explainthatstuff.com
- 22 zeiss.de
- 23 Wikipedia
- 24 statista.com
- 25 howstuffworks.com

- 26 [flowcytometry.med.ualberta.ca](http://flowcytometry.med.ualberta.ca)
- 27 [karlstorz.com](http://karlstorz.com)
- 28 [spectaris.de](http://spectaris.de) · [zeiss.de](http://zeiss.de)
- 29 [northtorontoeyecare.com](http://northtorontoeyecare.com)
- 30 [osram.com](http://osram.com)
- 31 [osram.com](http://osram.com)
- 32 [osram.com](http://osram.com)
- 33 [lobo.de](http://lobo.de)
- 34 [vitronic.com](http://vitronic.com)
- 35 [audi.com](http://audi.com)
- 36 [audi.com](http://audi.com) · [bmw.com](http://bmw.com)
- 37 [frankfurt-airport.de](http://frankfurt-airport.de)
- 38 [solarserver.de](http://solarserver.de)
- 39 [energyinst.org](http://energyinst.org)
- 40 [lasers.llnl.gov](http://lasers.llnl.gov)
- 41 [ispex.nl](http://ispex.nl)
- 42 [fire-watch.de](http://fire-watch.de)
- 43 [lla.de](http://lla.de)
- 44 [spectaris.de](http://spectaris.de)
- 45 [photonics21.org](http://photonics21.org) · [spectaris.de](http://spectaris.de)
- 46 [nobelprize.org](http://nobelprize.org)
- 47 [linkedin.com](http://linkedin.com) · [spectaris.de](http://spectaris.de)
- 48 [spectaris.de](http://spectaris.de)
- 49 [opg.optica.org](http://opg.optica.org)
- 50 [amazon.com](http://amazon.com) · [ebay.com](http://ebay.com)

# IMPRINT

## SPECTARIS

German Industry Association for Optics, Photonics,  
Analytical and Medical Technologies

&

## SPIE

International Society for Optics and Photonics

Editorial team:

**Wenko Süptitz, SPECTARIS**

**Peter Hallett, SPIE**

Design:

**Schwochow Visual Stories GmbH**

Editing:

**Timothy Lamkins, SPIE**

3rd Edition 2024

© 2024 SPECTARIS GmbH

All rights reserved.

ISBN: 9-783981-720518



ISBN 9-783981-720518



9 783981 720518



**SPECTARIS**

German Industry Association for Optics,  
Photonics, Analytical and Medical Technologies

**SPIE.**



50 enlightening infographics

